



Anti-social behaviour order statistics

Standard Note: SN/SG/3112

Last updated: 30 October 2009

Author: Gavin Berman

Social and General Statistics Section

This note collates the available anti-social behaviour order (ASBO) statistics provided by the Home Office. The latest statistics, published in July 2009, are available on the Crime Reduction website.

<http://www.crimereduction.homeoffice.gov.uk/asbos/asbos2.htm>

Further statistical information on the use of other tools to tackle anti-social behaviour can be found on the Home Office website.

<http://www.asb.homeoffice.gov.uk/sasurvey.aspx?id=12864>

This note refers to the situation in England and Wales only. Information on ASBOs issued in Scotland is provided in the following Scottish Government publications:

[Use of Antisocial Behaviour Orders in Scotland](#)

[Use of Antisocial Behaviour Orders in Scotland, Report of the 2004/05 Survey](#)

The Library has produced a wide range of Standard Notes on this subject. These are available on the 'Anti-social behaviour' subject page – [click here](#)

Contents

| | | |
|----|------------------------------------|----|
| A. | Introduction | 3 |
| B. | Key Statistics | 5 |
| C. | ASBOs issued | 6 |
| 1. | Trends in ASBO | 6 |
| 2. | Where are they issued and to whom? | 7 |
| 3. | Duration of order | 10 |
| 4. | Previously published data | 11 |
| a. | Who issues ASBOs? | 11 |
| b. | Orders varied and appealed | 12 |
| c. | Interim Orders | 13 |
| D. | ASBOs breached | 14 |
| 1. | Multiple breaches of ASBOs | 15 |
| 2. | Sentences received | 15 |
| E. | Individual Support Orders | 16 |
| F. | Data reconciliation exercise | 17 |
| G. | Appended Tables | 18 |

A. Introduction

The Crime and Disorder Act 1998 defined anti-social behaviour as ‘acting in a manner that caused or was likely to cause harassment, alarm or distress to one or more persons not of the same household (as the defendant)’. However, there is no single definition of what actually constitutes an anti-social act.

In the British Crime Survey (BCS) anti-social behaviour consists of seven individual strands –abandoned cars, noisy neighbours, drunkenness, drug use, youth nuisance, litter and vandalism & graffiti.

The overall level of perceived anti-social behaviour has remained relatively stable over the past few years. In 2008/09 17% of people canvassed by the BCS perceived a high level of disorder in their local area – marginally higher than the previous year, although this difference was not statistically significant.

Table 1 - Anti-social behaviour indicators

Percentage saying very/fairly big problem in their area

| | High level of perceived anti-social behaviour ¹ | How much of a problem is: | | | | | | |
|----------------------|--|--|----------------------------------|--|-------------------------------|---|--------------------------------|---|
| | | Abandoned or burnt-out cars ² | Noisy neighbours or loud parties | People being drunk or rowdy in public places | People using or dealing drugs | Teenagers hanging around on the streets | Rubbish or litter lying around | Vandalism, graffiti and other deliberate damage to property |
| 1992 | n/a | n/a | 8 | n/a | 14 | 20 | 30 | 26 |
| 1994 | n/a | n/a | 8 | n/a | 22 | 26 | 26 | 29 |
| 1996 | n/a | n/a | 8 | n/a | 21 | 24 | 26 | 24 |
| 1998 | n/a | n/a | 8 | n/a | 25 | 27 | 28 | 26 |
| 2000 | n/a | 14 | 9 | n/a | 33 | 32 | 30 | 32 |
| 2001/02 | 19 | 20 | 10 | 22 | 31 | 32 | 32 | 34 |
| 2002/03 | 21 | 25 | 10 | 23 | 32 | 33 | 33 | 35 |
| 2003/04 | 16 | 15 | 9 | 19 | 25 | 27 | 29 | 28 |
| 2004/05 | 17 | 12 | 9 | 22 | 26 | 31 | 30 | 28 |
| 2005/06 | 17 | 10 | 10 | 24 | 27 | 32 | 30 | 29 |
| 2006/07 | 18 | 9 | 11 | 26 | 28 | 33 | 31 | 28 |
| 2007/08 | 16 | 7 | 10 | 25 | 26 | 31 | 30 | 27 |
| 2008/09 ³ | 17 | 6 ** | 10 | 26 | 28 ** | 30 | 30 | 27 |
| Year to | | | | | | | | |
| June 2008 | 17 | 7 | 10 | 26 | 27 | 31 | 31 | 27 |
| June 2009 | 16 | 5 ** | 11 | 26 | 27 | 29 ** | 30 ** | 26 ** |

1. This measure is derived from responses to the seven individual anti-social behaviour strands.

2. The question relating to abandoned or burnt-out cars was asked of one-quarter of the sample in 2001/02 and 2002/03.

3. Indicates statistically significant change on the previous period

Sources:

Table 5.10, Crime in England and Wales 2008/09, Home Office Statistical Bulletin 11/09

Table 3, Crime in England and Wales Quarterly Update to June 2009, Home Office Statistical Bulletin 11/09

The proportion of adults perceiving abandoned or burnt-out cars to be a problem in their area has fallen in each of the past six years from a peak of 25% in 2002/03 to 6% in 2008/09. There has been an increase in the proportion of people who perceive people being drunk or rowdy in public as a problem, from 19% in 2003/04 to 26% in 2008/09.

The latest data, based on BCS interviews in the year ending June 2009, shows that the proportion of people perceiving a high level of disorder in their local area remained stable compared to the previous year. Of the seven strands four showed a statistically significant decrease on the previous year.¹

¹ Crime in England and Wales, Quarterly Update to June 2009, Home Office Statistical Bulletin 15/09

In an attempt to combat antisocial behaviour, Anti-Social Behaviour Orders (ASBOs) were introduced. ASBOs are civil orders that have been available to the police and local authorities since April 1999. ASBOs are granted for a minimum of two years. An order contains conditions prohibiting the offender from specific anti-social acts or entering defined areas. For example, an ASBO may prohibit an offender from associating with other named people or from going near a house where they have caused problems. ASBOs can be applied for by local authorities, police forces (including the British Transport Police) and by registered social landlords, but not by members of the public.

Changes made by the Police Reform Act 2002 and the Anti-social Behaviour Act 2003 mean that ASBOs can also be issued by courts. They can be issued by a magistrate's court, youth court or Crown Court on conviction, and by the County Court.

Statistics are collated by the Home Office and are published on the Crime Reduction website.² Data released by the Home Office no longer includes information on which of the relevant authorities had applied for the ASBO, the number of ASBOs refused, varied or appealed and Interim Orders issued. It is also not possible to get data on the number of ASBOs issued at a local authority level.

From April 1999 to 31 May 2000, data on the number of ASBOs issued was collected by police force area. During this period only the numbers of ASBOs issued or refused were recorded, with no information available regarding the sex or age of the recipient. From June 2000 official statistics on the number of ASBOs issued have been based on quarterly returns from Magistrates' Courts Committees. The Police Reform Act (2002) authorised the magistrates' courts and the Crown Court to issue ASBOs on conviction and, since April 2003, the county courts have been able to issue ASBOs on application.

² <http://www.crimereduction.homeoffice.gov.uk/asbos/asbos2.htm>

B. Key Statistics

In July 2009 the Home Office released figures relating to ASBOs issued during the period April 1999 to December 2007.

- Between 1 April 1999 and 31 December 2007 14,972 ASBOs had been issued in England and Wales.
- 2,299 ASBOs were issued in 2007, a fall of 15% on the number issued in 2006 and 44% below the 2005 peak.
- There is huge variation in use of ASBOs across the country. The rate of ASBOs issued per head of population is nearly seven times higher in Greater Manchester than in Dyfed-Powys, Lincolnshire or Wiltshire.
- The vast majority of ASBOs are issued to men. Of those ASBOs issued since June 2000 14% were given to females.
- Since June 2000, 6,028 ASBOs were taken out against juveniles (persons aged under 18), approximately 41% of those cases where age is known. 43% of the ASBOs issued to males were imposed on juveniles, while 28% of those issued to females were to juveniles.
- In 53% of cases the duration of the ASBO issued to an adult was between two and three years, this compares to 68% of juvenile cases. 9% of ASBOs issued to adults were given until further notice, compared to 3% of juveniles.
- Between 1 June 2000 and 31 December 2007, 7,981 people were proven in court to have been breached their ASBOs for the first time, a breach rate of 53%.
- Since 1 June 2000 it has been proven in court that ASBOs have been breached on 32,400 occasions meaning that on average each ASBO in England and Wales has been breached 4.1 times. Nearly three-quarters of breached ASBOs have been breached more than once.
- The most severe punishment that 53% of all people who breached their ASBO received was a custodial sentence. The average sentence received was 5.3 months.

C. ASBOs issued

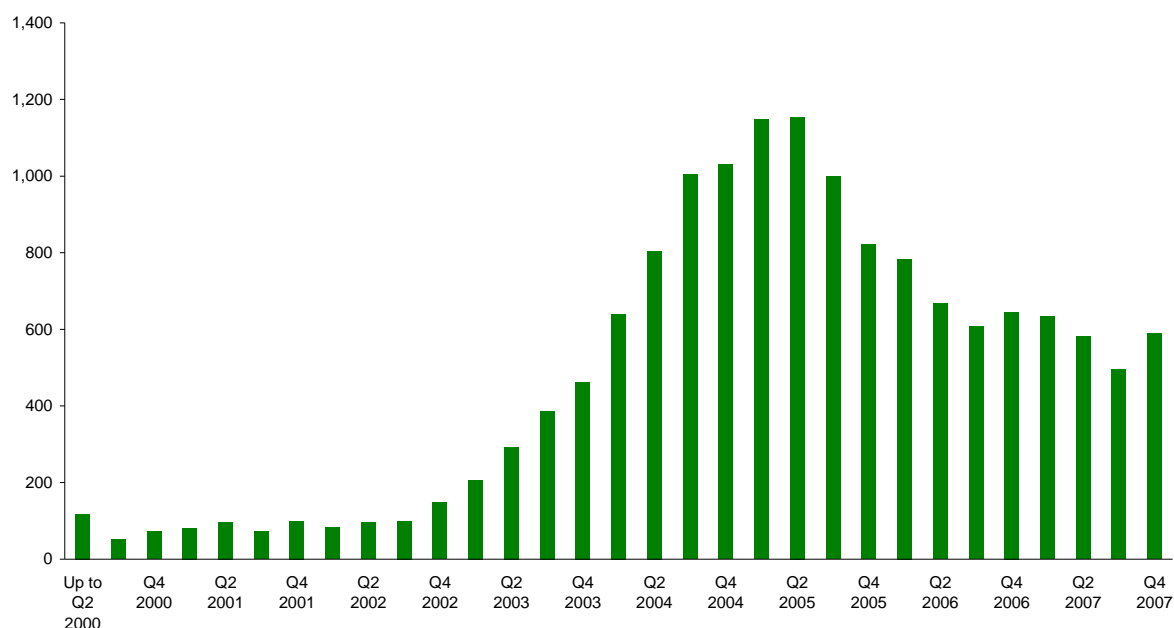
1. Trends in ASBO

According to the Home Office, between April 1999 and December 2007, 14,972 ASBOs were issued in England and Wales, as reported to the Home Office.

Although the provisions came into force in April 1999, relatively little use was made of ASBOs at first. During the first two years only 322 ASBOs were issued. Among the reasons given for the slow initial take-up of ASBOs were that councils did not know enough about them or had not seen their full potential; that applicants had found that the procedure was not as quick, easy and cheap as they had anticipated; and fears that applications would be challenged as being racially or otherwise discriminatory, or as contravening human rights legislation.³

Chart 1 shows the number of ASBOs that have been issued in England and Wales in each quarter.

Chart 1 - ASBOs issued per quarter in England & Wales



The number of antisocial behaviour orders issued in England and Wales accelerated in 2003 and 2004, reaching a peak in Q2 2005. There were 2,299 ASBOs issued in 2007, which was a fall of 15% on the number issued in 2006 and 44% below the 2005 peak.

³ Section I, Library Standard Note SN/HA/1656

2. Where are they issued and to whom?

There is huge variation in use of ASBOs across the country. For instance, a person is seven times more likely to receive an ASBO in Greater Manchester than in Dyfed-Powys or Lincolnshire. This variation could be because of a lack of strategic support, disillusionment, or the result of a variety of strategies dealing with anti-social behaviour and tackling that behaviour without using ASBOs.⁴

The Home Office suggests that:

“ASBOs are one of a number of tools available for tackling anti-social behaviour and can be used in cases of more serious or persistent anti-social behaviour. It is for local agencies to decide on the most appropriate intervention for tackling anti-social behaviour based on the seriousness of the behaviour in question and their knowledge of what will work best locally.

It's not a numbers game. The key issue is whether anti-social behaviour is being reduced on the ground, not which measure is used to achieve this.”⁵

Detailed statistics with geographical breakdowns of ASBOs issued are provided in the appended tables:

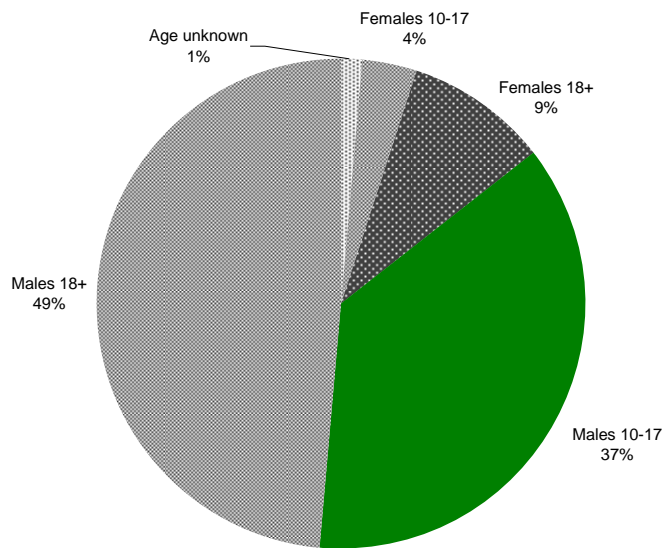
- Since April 1999 nearly 40% of all ASBOs have been issued in four criminal justice areas (Manchester, Greater London, West Yorkshire and West Midlands).
- The areas that have issued the fewest ASBOs are Dyfed Powys, Wiltshire and Lincolnshire.
- In per capita terms Greater Manchester is the ASBO capital with 73 ASBOs issued per 100,000 population (aged 10 or over). West Yorkshire is the second highest with 59.
- In Dyfed Powys, Lincolnshire and Wiltshire the number of ASBOs issued per 100,000 population (aged 10 or over) is approximately 11.

Chart 2, overleaf, shows that the vast majority of ASBOs are given to men. Of those ASBOs issued since June 2000, where gender is known, 14% were given to women.

⁴ *A review of anti-social behaviour orders*, Home Office Research Study 236, January 2002

⁵ Home Office Official, Anti-social Behaviour Unit

Chart 2 - Characteristics of people issued with ASBOs
(June 2000 - December 2007)



Statistics are only available on the sex and age of the ASBO recipient. Data collated by the Home Office do not identify other characteristics or personal circumstances, such as race or medical condition. This is an area of concern for several organisations as it has been argued that ASBOs have sometimes been issued in inappropriate cases to people with mental or physical disabilities and disorders such as Asperger's and Tourette's.⁶

"Although brief details of each ASBO are sent to the Home Office after they have been granted, it is of extreme concern that there is no routine monitoring of ASBOs by race or condition. Indeed there is no data on the number of orders issued in respect of individuals who have mental ill health, neurological conditions, or where the anti social behaviour is itself not imprisonable."⁷

Table 2 shows that since June 2000, 6,028 ASBOs have been taken out against juveniles, approximately 41% of those cases where age is known. 43% of the ASBOs issued to males were imposed on under 18s, while 28% of those issued to females were to under 18s.

In Gwent, Dorset, Merseyside, Warwickshire and Greater Manchester at least one-half of ASBOs have been issued to under 18s. In Dyfed-Powys (19%), Thames Valley (22%) and Devon & Cornwall (24%) a much smaller proportion of under 18's have been issued with ASBOs.

⁶ Para 201, Anti-Social Behaviour, Fifth Report of Session 2004-05, Volume I, Home Affairs Committee

⁷ ASBOs: An analysis of the first 6 years, NAPO, July 2005

Table 2 - ASBOs issued at all courts, by age at date of decision and gender

England and Wales

| | ASBOs issued by gender | | |
|---|------------------------|---------------|--------------|
| | Persons | Males | Females |
| From 1 April 99 to 31 May 00 ⁽¹⁾ | 104 | .. | .. |
| From 1 June 00 to 31 December 07 | | | |
| Age 10 | 34 | 34 | - |
| 11 | 91 | 86 | 5 |
| 12 | 177 | 162 | 15 |
| 13 | 419 | 384 | 35 |
| 14 | 832 | 747 | 85 |
| 15 | 1,372 | 1243 | 129 |
| 16 | 1,598 | 1455 | 143 |
| 17 | 1,505 | 1,377 | 128 |
| 10-17 sub total | 6,028 | 5,488 | 540 |
| 18+ | 8,640 | 7,228 | 1,412 |
| age not known | 200 | 140 | 60 |
| Total all ages | 14,972 | 12,856 | 2,012 |

(1) From 1 April 1999 to 31 May 2000 data was collected by police force area only on the number of ASBOs granted/refused.

Source: RDS, Home Office

Concern has been raised that ASBOs risk young children needlessly being brought into the criminal justice system. In 2005 the Howard League for Penal Reform has called for the abolition of ASBOs for children.

"We fear that current legislation has the effect of widening the net of the criminal justice system, by criminalizing naughty children and their parents, the mentally ill and those in social housing. Anti-social behaviour legislation relies on a low burden of proof. It does not rely on an objective test of behaviour but on the reaction to that behaviour by others. Yet anti-social behaviour legislation uses the criminal justice system if the original order is breached. There is a blurring of the boundaries between civil and criminal law which serious implications for due process and the rights of the child."⁸

⁸ *Abolish ASBOs for Children*, Howard League for Penal Reform Press Notice, 5/4/2005

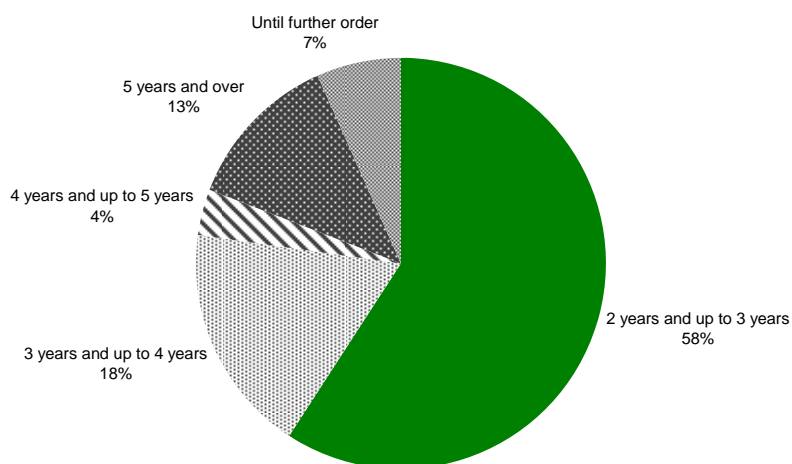
3. Duration of order

The minimum duration for an order is two years and orders can be made for an indefinite period until the court makes an order discharging or varying it. It is for the court to decide the duration of an order, but the applicant authority should propose a time period as part of its application. The duration should take into account the age of the recipient, the severity of his or her anti-social behaviour, the length of time it has gone on and the recipient's response to any previous measures to deal with the behaviour.⁹

The *Criminal Justice and Immigration Act 2008* makes it a statutory obligation to review ASBOs on all under 18 year-olds after one year to ensure the ASBO is working and to consider if other interventions may be necessary.

As shown in Chart 3, of those ASBOs issued between June 2000 and December 2007 the majority (58%) were issued for a duration of between two and three years. In 7% of cases an ASBO was issued until further notice.

Chart 3 - ASBOs issued by duration of order
(June 2000 - December 2007)



In its report on Anti-Social Behaviour, the Home Affairs Select Committee agreed with many witnesses that, in relation to young perpetrators of anti-social behaviour, it may be inappropriate to issue ASBOs that last for a minimum of two years.

“We recommend that, in the case of children under the age of 18, the law is amended so as to give magistrates greater discretion to set the duration of the ASBO.”¹⁰

68% of young people issued with an ASBO have been given an order of at least two, but less than three years. In 3% of cases ASBOs have been issued until further notice.

⁹ A guide to Anti-social Behaviour Orders and Acceptable Behaviour Contracts, London: Home Office

¹⁰ Para 222, Anti-Social Behaviour, Fifth Report of Session 2004-05, Volume I, Home Affairs Committee

4. Previously published data

The following sections provide ASBO related information that was previously collected and published by the Home Office. According to the Home Office the information that follows can not be updated as it is no longer collected centrally. The previously published information on the number of ASBOs issued in each individual local authority is also no longer available.

a. Who issues ASBOs?

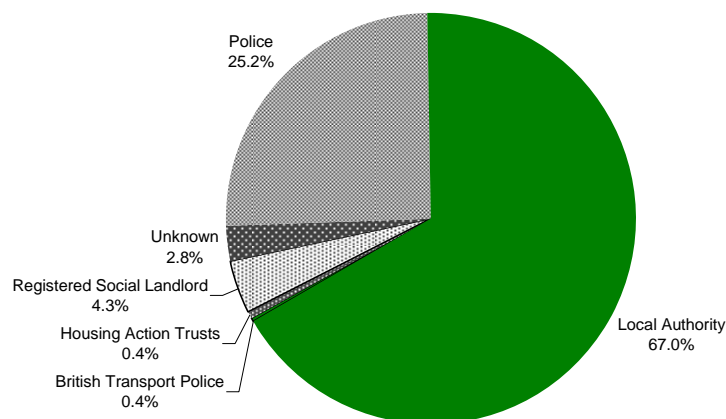
Initially, the 'relevant' authorities who could apply for the order were the police and local authorities. Since December 2002 this has been extended to transport police and registered social landlords. This was further extended in January 2004 to include Housing Action Trusts (HATs).

ASBOs can be issued 'on application', usually in the magistrates' court (although they can also be made in county court where a person is part of county court proceedings, such as an eviction). 97% of 'on application' ASBOs are issued in magistrates' courts.

Orders 'on conviction' can also be made in the criminal court on a person who has been convicted of a criminal offence although the ASBO itself remains a civil order.

As of December 2005, 42% of all ASBOs had been issued on application and 58% had been issued on conviction. Of those ASBOs issued "on application" two thirds were applied for by local authorities.

Chart 4 - ASBO issued on application, by applicant
(June 2000 - December 2005)



b. Orders varied and appealed

Variation or discharge of an order may be made on application to the court that originally made it. Variation or discharge may be appropriate where a person's behaviour has improved to the extent that an ASBO is no longer needed or if the prohibitions require changing to reflect improved behaviour. If an individual shifts their anti-social behaviour to another area following the granting of an ASBO, it can be varied to include a wider exclusion area. Between Q4 2000, when an ASBO was varied for the first time, and Q4 2005 there had been 323 ASBOs varied.

Table 3 - ASBOs varied by date of variation

England and Wales

| | <u>ASBOs varied on request</u> |
|---------------------|--------------------------------|
| 2000 ⁽¹⁾ | 1 |
| 2001 | 1 |
| 2002 | 9 |
| 2003 | 36 |
| 2004 | 97 |
| 2005 | 179 |
| Total | 323 |

(1) For the period 1 April 1999 up to 30 September 2000 no notifications were received by the Home Office of requests to vary an existing ASBO.

Source: RDS, Home Office

Where an ASBO has been issued by the magistrates' court an appeal is made to the Crown Court. Notice of appeal is made in writing and must be lodged with the clerk of the court no later than 21 days after the ASBO was made.

Between Q2 2002, when an ASBO was appealed for the first time, and Q4 2005 there had been 110 appeals. In 99 of these cases the order was varied, in 6 cases the order was discharged, while in the remaining 5 cases the appeal was dismissed.

Table 4 - ASBOs appealed, by result

England and Wales

| Period | Total ASBOs appealed | By result | | |
|---------------------|----------------------------|--------------|---------------------|---------------------|
| | | Order varied | order discharged | appeal dismissed |
| 2002 ⁽¹⁾ | 5 | 3 | 0 | 2 |
| 2003 | 19 | 18 | 0 | 1 |
| 2004 | 35 | 31 | 3 | 1 |
| 2005 | 51 | 47 | 3 | 1 |
| Total | 110 | 99 | 6 | 5 |

(1) For the period 1 April 1999 up to 31 March 2002 no notifications were received by the Home Office of ASBOs going to appeal.

Source: RDS, Home Office

c. *Interim Orders*

An interim order can be made by the magistrates' court and by the county court at an initial court hearing in advance of a full hearing of an application for an ASBO. These interim orders can be made without notice to the defendant.

They are designed to:¹¹

- enable the court to put an immediate stop to the anti-social behaviour, protecting the public more quickly
- reduce the scope for witness intimidation
- remove any incentive for delaying the proceedings on the part of the perpetrator
- send a clear message to the community that swift action can be taken to stop anti-social behaviour
- provide an important remedy where there are delays by the courts in listing cases for full hearings

Interim orders have been available since 2 December 2002. As Table 5 shows, up to 31 December 2005, 1,197 interim orders had been issued prior to the full hearing of an ASBO application. In seven of these cases the ASBO application was refused at the full hearing.

Table 5 - Interim Orders (IOs) issued by result of full hearing

England and Wales

| | Total IOs issued | IOs issued prior to: | |
|---------------------|---------------------|----------------------|----------------------|
| | | Full ASBO Granted | Full ASBO Refused |
| 2002 ⁽¹⁾ | 5 | 5 | 0 |
| 2003 | 242 | 241 | 1 |
| 2004 | 477 | 472 | 5 |
| 2005 | 473 | 472 | 1 |
| Total | 1,197 | 1,190 | 7 |

(1) Interim Orders were introduced as from 2 December 2002.

Note: The Home Office is only notified if an Interim Order has been issued once the final result of a full ASBO hearing is known.

Source: RDS, Home Office

¹¹ <http://www.together.gov.uk/article.asp?c=68&aid=1244>

D. ASBOs breached

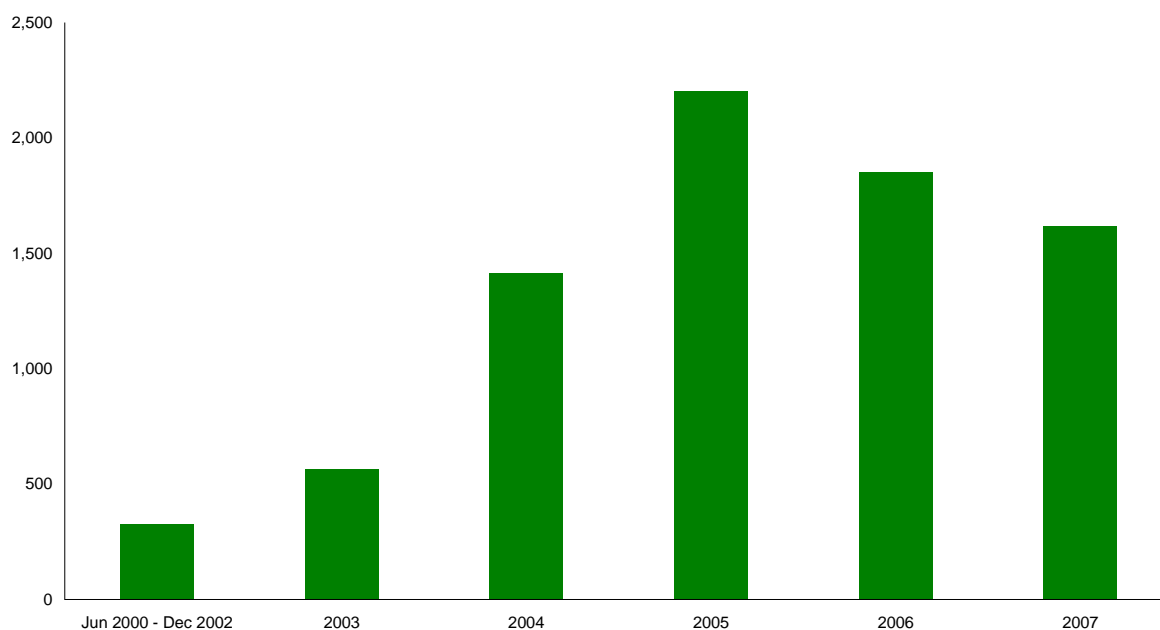
Breach of an order is a criminal offence, which is arrestable and recordable. The standard of proof required is the criminal standard 'beyond reasonable doubt'. Breach proceedings are heard in the magistrates' court and may be referred to the Crown Court. Such proceedings are the same irrespective of whether the order is a full or interim order made on application to the magistrates' court or the county court, or an order on conviction in criminal proceedings.

In the case of an adult, the maximum penalty on conviction in the magistrates' court is six months in prison, a fine not exceeding £5,000 or both. At the Crown Court the maximum penalty is five years imprisonment, a fine or both.

The maximum sentence for breach by juvenile aged 12 to 17 year olds is a detention and training order (DTO), (although a 12-14 year old must be a persistent (criminal) offender to be given a DTO). A DTO has a maximum term of 24 months – 12 months of which is custodial and 12 months is in the community. The maximum sentence for a 10-11 year old for breach of ASBO is a community order.

Between 1 June 2000 and 31 December 2007, 7,981 people were proven in court to have been breached their ASBO for the first time.

Chart 5 - ASBOs proven in court to have been breached for the first time



The overall breach rate for all ages was 54% - for juveniles it was 64% and for adults 48%. The breach rate for all ages was highest in Durham (73%) and Dorset (72%) with the lowest rate recorded in Bedfordshire (38%).¹²

¹² Breach rates were lower in Kent and Northamptonshire, but these areas have been excluded from the analysis of breaches as their data are known to have been under-reported.

The juvenile breach rate was highest in Lincolnshire (85%) and lowest in Suffolk (42%). The adult breach rate was highest in Durham (68%) with the lowest rate recorded in Bedfordshire (30%).

1. Multiple breaches of ASBOs

Between 1 June 2000 and 31 December 2007 ASBOs had been breached on 32,400 occasions meaning that on average each ASBO in England and Wales has been breached 4.1 times. Nearly three-quarters of breached ASBOs have been breached more than once.

There is a wide variation across the country with ASBOs issued in Dorset (7.1 times per ASBO) and Lincolnshire (6.6) breached the most often. The lowest number of breaches per ASBO (excluding Kent and Northamptonshire) were in Staffordshire (2.7) and Merseyside (2.8).

2. Sentences received

The most severe punishment that 55% of all people who breached their ASBO received was a custodial sentence while in 27% of cases a community sentence was the most severe punishment received.

Table 6 - ASBOs proven in court to have been breached at least once between 1 June 2000 and 31 December 2007 by the severest sentence type received

| | All persons | Males | Females | Aged 10-17 | Aged 18+ |
|--------------------|--------------|--------------|------------|--------------|--------------|
| Discharge | 151 | 126 | 25 | 68 | 83 |
| Fine | 555 | 482 | 73 | 130 | 425 |
| Community sentence | 2,082 | 1,803 | 279 | 1,227 | 855 |
| Custody | 4,228 | 3,789 | 439 | 1,142 | 3,086 |
| Other | 965 | 841 | 124 | 201 | 764 |
| Total | 7,981 | 7,041 | 940 | 2,768 | 5,213 |
| <i>% of total</i> | | | | | |
| Discharge | 2% | 2% | 3% | 2% | 2% |
| Fine | 7% | 7% | 8% | 5% | 8% |
| Community sentence | 26% | 26% | 30% | 44% | 16% |
| Custody | 53% | 54% | 47% | 41% | 59% |
| Other | 12% | 12% | 13% | 7% | 15% |

The average custodial sentence received by juveniles was 6.5 months compared to 4.9 months for adults. In 25% of cases where a juvenile received a custodial sentence the sentence was for six months or more. In 15% of cases where an adult received a custodial sentence the sentence was for six months or more.

E. Individual Support Orders

Individual Support Orders (ISOs) were introduced under Section 322 of the Criminal Justice Act 2003 and have been available since 1 May 2004. ISOs are civil orders and can be attached to an ASBO made against young people aged between 10 and 17 years old. They impose positive conditions on the young person and are designed to tackle the underlying causes of their anti-social behaviour.

From May 2004, if a magistrates' court is imposing an ASBO (on application only) on a young person aged between 10 and 17 years, it will be obliged to make an ISO if it takes the view that it would help prevent further anti-social behaviour.

During 2007 there were 453 ASBOs issued on application to young people aged under 18, an additional ISO was given at magistrates' court in 11% of these cases. In 2006 an ISO was attached to an ASBO in 18% of eligible cases.

Table 7 Number of Individual Support Orders given at the magistrates' court, in addition to an ASBO

England and Wales

| | Individual Support Orders | ASBOs issued on application (age 10-17) | Percentage of ASBOs with an ISO attached |
|-------------------------|---------------------------|---|--|
| May - June 2004 | 1 | 115 | 1% |
| July - September 2004 | 4 | 174 | 2% |
| October - December 2004 | 2 | 133 | 2% |
| sub-total 2004 | 7 | 422 | 2% |
| January - March 2005 | 8 | 152 | 5% |
| April - June 2005 | 10 | 172 | 6% |
| July - September 2005 | 10 | 163 | 6% |
| October - December 2005 | 14 | 148 | 9% |
| sub-total 2005 | 42 | 635 | 7% |
| January - March 2006 | 25 | 116 | 22% |
| April - June 2006 | 17 | 105 | 16% |
| July - September 2006 | 18 | 96 | 19% |
| October - December 2006 | 15 | 103 | 15% |
| sub-total 2006 | 75 | 420 | 18% |
| January - March 2007 | 14 | 108 | 13% |
| April - June 2007 | 10 | 142 | 7% |
| July - September 2007 | 9 | 94 | 10% |
| October - December 2007 | 17 | 109 | 16% |
| sub-total 2007 | 50 | 453 | 11% |
| Total | 174 | 1,937 | 9% |

Source: RDS, Home Office

F. Data reconciliation exercise

In November 2005 the then Minister for policing, security and community safety, Hazel Blears MP, suggested that evidence was emerging of under-reporting of the number of ASBOs.

The courts are requested to provide the Home Office with statistical information concerning all ASBOs. This has not happened in all cases, and the Home Office is currently working with Her Majesty's Courts Service (HMCS) to address this under-reporting.¹³

In December 2006, when announcing the publication of the latest ASBO statistics, the Minister for policing, security and community safety, Tony McNulty MP summarised the findings of the work undertaken by the Home Office and HMCS.¹⁴

We contacted local agencies such as Crime and Disorder Reduction Partnerships, the British Transport Police, social housing providers, and the courts themselves to cross reference and reconcile the differing sources of data. This exercise showed a degree of under-reporting of some 18 per cent.

The data published today have been amended to reflect the results of the data improvement exercise. It is however clear that these figures are an estimate, and although we believe they are very close to the true figures, we cannot eliminate the possibility of a continued degree of under-reporting using the current data collection system. For this reason, we have worked closely with HMCS to develop an action plan to improve the data collection process, which means that data published from next year will be quality assured to the required level.

The revised number of ASBOs issued in the period up to September 2005 is 23% higher than the figure originally published in March 2006. A report on the ASBO reconciliation exercise has been placed in the House of Commons Library.¹⁵

¹³ HC Deb 3 Nov 2005 c52-53WS

¹⁴ HC Dec 7 Dec 2006 c29-30WS

¹⁵ Deposited Paper number 06/2234

G. Appended Tables

Table 1a: All ages & age unknown - Number of anti-social behaviour orders issued at all courts, April 1999 to December 2007

| | Total issued | Apr 99 - May 00 | Jun 00 - Dec 00 | 2001 | 2002 | 2003 | 2004 | 2005 | 2006 | 2007 |
|----------------------|---------------|-----------------|-----------------|------------|------------|--------------|--------------|--------------|--------------|--------------|
| Avon and Somerset | 285 | 9 | 3 | 19 | 10 | 31 | 89 | 61 | 34 | 29 |
| Bedfordshire | 138 | - | - | 4 | 4 | 16 | 18 | 40 | 31 | 25 |
| Cambridgeshire | 152 | 5 | 1 | 2 | 2 | 15 | 26 | 50 | 31 | 20 |
| Cheshire | 288 | - | - | 2 | 13 | 33 | 62 | 98 | 43 | 37 |
| Cleveland | 261 | 1 | 4 | 4 | 5 | 14 | 28 | 60 | 80 | 65 |
| Cumbria | 176 | 1 | 1 | 1 | 13 | 22 | 31 | 49 | 31 | 27 |
| Derbyshire | 200 | 3 | 7 | 6 | 2 | 11 | 46 | 60 | 41 | 24 |
| Devon and Cornwall | 257 | 1 | - | 10 | 3 | 13 | 81 | 73 | 46 | 30 |
| Dorset | 105 | - | 2 | 3 | - | 17 | 36 | 19 | 15 | 13 |
| Durham | 141 | - | 5 | 9 | 8 | 16 | 31 | 27 | 26 | 19 |
| Dyfed Powys | 51 | - | - | - | - | 12 | 8 | 15 | 8 | 8 |
| Essex | 252 | - | - | - | 2 | 23 | 79 | 88 | 32 | 28 |
| Gloucestershire | 105 | - | 2 | 2 | 1 | 7 | 26 | 30 | 21 | 16 |
| Greater London | 1,808 | 9 | 19 | 15 | 21 | 139 | 446 | 532 | 358 | 269 |
| Greater Manchester | 1,642 | 10 | 2 | 25 | 78 | 236 | 430 | 458 | 225 | 178 |
| Gwent | 148 | - | - | 2 | 2 | 8 | 27 | 33 | 49 | 27 |
| Hampshire | 430 | 1 | 2 | 6 | 10 | 43 | 100 | 112 | 66 | 90 |
| Hertfordshire | 214 | 1 | 1 | 9 | 6 | 17 | 40 | 73 | 35 | 32 |
| Humberside | 430 | - | 9 | 4 | 4 | 10 | 72 | 138 | 115 | 78 |
| Kent | 214 | - | 3 | 17 | 16 | 25 | 54 | 44 | 29 | 26 |
| Lancashire | 580 | 5 | 5 | 11 | 14 | 54 | 126 | 148 | 115 | 102 |
| Leicestershire | 209 | 1 | 4 | - | 1 | 15 | 45 | 71 | 42 | 30 |
| Lincolnshire | 68 | - | - | 2 | 2 | 7 | 12 | 20 | 17 | 8 |
| Merseyside | 489 | 8 | 3 | 7 | 22 | 44 | 96 | 128 | 94 | 87 |
| Norfolk | 180 | 6 | - | 12 | 9 | 7 | 43 | 46 | 27 | 30 |
| North Wales | 333 | - | 1 | - | 7 | 15 | 42 | 103 | 87 | 78 |
| North Yorkshire | 147 | 4 | - | 7 | - | 9 | 41 | 34 | 27 | 25 |
| Northamptonshire | 121 | 1 | 2 | 5 | 1 | 6 | 39 | 32 | 13 | 22 |
| Northumbria | 426 | 7 | 5 | 9 | 16 | 25 | 75 | 181 | 70 | 38 |
| Nottinghamshire | 410 | 1 | 4 | 11 | 2 | 21 | 91 | 126 | 70 | 84 |
| South Wales | 251 | - | 1 | 4 | 3 | 29 | 46 | 64 | 54 | 50 |
| South Yorkshire | 380 | 3 | 1 | 7 | 19 | 34 | 80 | 104 | 83 | 49 |
| Staffordshire | 239 | - | 4 | 6 | 12 | 30 | 59 | 59 | 35 | 34 |
| Suffolk | 253 | 3 | - | 4 | 5 | 25 | 78 | 53 | 35 | 50 |
| Surrey | 154 | - | 2 | 2 | 2 | 7 | 48 | 50 | 26 | 17 |
| Sussex | 371 | 3 | 4 | 3 | 16 | 31 | 97 | 95 | 73 | 49 |
| Thames Valley | 263 | 1 | 1 | 7 | 6 | 16 | 77 | 57 | 44 | 54 |
| Warwickshire | 135 | - | 1 | 2 | 15 | 11 | 28 | 30 | 27 | 21 |
| West Mercia | 313 | 5 | 8 | 39 | 30 | 28 | 58 | 72 | 40 | 33 |
| West Midlands | 1,168 | 11 | 28 | 58 | 30 | 121 | 243 | 307 | 189 | 181 |
| West Yorkshire | 1,122 | 4 | 2 | 14 | 14 | 97 | 305 | 260 | 217 | 209 |
| Wiltshire | 63 | - | - | - | 1 | 9 | 20 | 22 | 4 | 7 |
| Total E&W | 14,972 | 104 | 137 | 350 | 427 | 1,349 | 3,479 | 4,122 | 2,705 | 2,299 |

Note: Previously issued data have been revised.

Prepared by OCJR Evidence & Analysis Unit.

Table 1b: Aged 10-17 - Number of anti-social behaviour orders issued at all courts, April 1999 to December 2007

| | Total issued | Apr 99 - May 00 | Jun 00 - Dec 00 | 2001 | 2002 | 2003 | 2004 | 2005 | 2006 | 2007 |
|----------------------|---------------------|------------------------|------------------------|-------------|-------------|-------------|--------------|--------------|--------------|-------------|
| Avon and Somerset | 89 | .. | 2 | 7 | 4 | 10 | 30 | 18 | 8 | 10 |
| Bedfordshire | 49 | .. | - | 1 | 2 | 8 | 6 | 11 | 10 | 11 |
| Cambridgeshire | 49 | .. | - | 1 | 2 | 10 | 3 | 14 | 15 | 4 |
| Cheshire | 103 | .. | - | 2 | 5 | 14 | 28 | 32 | 6 | 16 |
| Cleveland | 123 | .. | 4 | 3 | 5 | 9 | 15 | 28 | 32 | 27 |
| Cumbria | 73 | .. | - | - | 5 | 8 | 12 | 26 | 12 | 10 |
| Derbyshire | 75 | .. | - | 3 | 2 | 3 | 14 | 26 | 16 | 11 |
| Devon and Cornwall | 66 | .. | - | 5 | 1 | 4 | 8 | 18 | 17 | 13 |
| Dorset | 54 | .. | 2 | 3 | - | 10 | 18 | 9 | 7 | 5 |
| Durham | 66 | .. | 2 | 5 | 5 | 8 | 13 | 11 | 12 | 10 |
| Dyfed Powys | 11 | .. | - | - | - | - | 2 | 4 | 2 | 3 |
| Essex | 110 | .. | - | - | 2 | 4 | 40 | 41 | 13 | 10 |
| Gloucestershire | 48 | .. | 1 | 2 | - | 5 | 14 | 17 | 6 | 3 |
| Greater London | 568 | .. | 10 | 10 | 5 | 41 | 107 | 192 | 107 | 96 |
| Greater Manchester | 819 | .. | 2 | 17 | 54 | 145 | 209 | 203 | 105 | 84 |
| Gwent | 78 | .. | - | 2 | 2 | 4 | 12 | 20 | 24 | 14 |
| Hampshire | 199 | .. | - | 3 | 8 | 22 | 47 | 44 | 36 | 39 |
| Hertfordshire | 93 | .. | 1 | 4 | 6 | 11 | 16 | 26 | 16 | 13 |
| Humberside | 199 | .. | 2 | 3 | 2 | 5 | 35 | 65 | 57 | 30 |
| Kent | 101 | .. | 2 | 15 | 4 | 12 | 22 | 22 | 15 | 9 |
| Lancashire | 243 | .. | 2 | 4 | 13 | 37 | 53 | 48 | 45 | 41 |
| Leicestershire | 75 | .. | 4 | - | - | 8 | 12 | 29 | 10 | 12 |
| Lincolnshire | 20 | .. | - | 2 | 1 | 3 | 2 | 8 | 4 | - |
| Merseyside | 247 | .. | 1 | 4 | 18 | 23 | 48 | 57 | 47 | 49 |
| Norfolk | 49 | .. | - | 6 | 3 | 4 | 12 | 12 | 5 | 7 |
| North Wales | 138 | .. | 1 | - | 4 | 9 | 23 | 40 | 43 | 18 |
| North Yorkshire | 53 | .. | - | 4 | - | 4 | 13 | 6 | 11 | 15 |
| Northamptonshire | 37 | .. | 2 | 4 | 1 | 3 | 11 | 7 | 2 | 7 |
| Northumbria | 169 | .. | 2 | 3 | 12 | 9 | 36 | 63 | 32 | 12 |
| Nottinghamshire | 179 | .. | 3 | 2 | 1 | 11 | 28 | 61 | 38 | 35 |
| South Wales | 84 | .. | - | 1 | 1 | 17 | 12 | 24 | 13 | 16 |
| South Yorkshire | 173 | .. | 1 | 4 | 10 | 13 | 41 | 42 | 32 | 30 |
| Staffordshire | 100 | .. | - | 3 | 7 | 12 | 28 | 28 | 16 | 6 |
| Suffolk | 86 | .. | - | 3 | 5 | 9 | 24 | 18 | 13 | 14 |
| Surrey | 65 | .. | - | 2 | 2 | 3 | 25 | 18 | 9 | 6 |
| Sussex | 158 | .. | 4 | 2 | 10 | 16 | 45 | 39 | 24 | 18 |
| Thames Valley | 61 | .. | - | 3 | 2 | 5 | 21 | 10 | 3 | 17 |
| Warwickshire | 68 | .. | - | 2 | 10 | 6 | 11 | 11 | 14 | 14 |
| West Mercia | 125 | .. | 3 | 21 | 12 | 13 | 26 | 23 | 19 | 8 |
| West Midlands | 366 | .. | 9 | 28 | 13 | 26 | 57 | 89 | 75 | 69 |
| West Yorkshire | 537 | .. | 2 | 9 | 11 | 60 | 156 | 115 | 81 | 103 |
| Wiltshire | 22 | .. | - | - | 1 | 4 | 5 | 6 | 1 | 5 |
| Total E&W | 6,028 | | 62 | 193 | 251 | 628 | 1,340 | 1,581 | 1,053 | 920 |

(1) Where age is known.

(2) No age details available for the period April 1999 to May 2000.

Note: Previously issued data have been revised.

Prepared by OCJR Evidence & Analysis Unit.

Table 1c: Aged 18+ - Number of anti-social behaviour orders issued at all courts, April 1999 to December 2007

| | Total issued | Apr 99 - May 00 | Jun 00 - Dec 00 | 2001 | 2002 | 2003 | 2004 | 2005 | 2006 | 2007 |
|----------------------|---------------------|------------------------|------------------------|-------------|-------------|-------------|--------------|--------------|--------------|--------------|
| Avon and Somerset | 182 | .. | 1 | 11 | 6 | 21 | 58 | 40 | 26 | 19 |
| Bedfordshire | 88 | .. | - | 3 | 2 | 8 | 12 | 29 | 20 | 14 |
| Cambridgeshire | 96 | .. | 1 | 1 | - | 5 | 23 | 34 | 16 | 16 |
| Cheshire | 183 | .. | - | - | 8 | 19 | 34 | 64 | 37 | 21 |
| Cleveland | 137 | .. | - | 1 | - | 5 | 13 | 32 | 48 | 38 |
| Cumbria | 100 | .. | 1 | 1 | 8 | 13 | 18 | 23 | 19 | 17 |
| Derbyshire | 120 | .. | 7 | 3 | - | 8 | 30 | 34 | 25 | 13 |
| Devon and Cornwall | 184 | .. | - | 5 | 2 | 9 | 71 | 51 | 29 | 17 |
| Dorset | 51 | .. | - | - | - | 7 | 18 | 10 | 8 | 8 |
| Durham | 74 | .. | 3 | 4 | 3 | 8 | 18 | 15 | 14 | 9 |
| Dyfed Powys | 40 | .. | - | - | - | 12 | 6 | 11 | 6 | 5 |
| Essex | 142 | .. | - | - | - | 19 | 39 | 47 | 19 | 18 |
| Gloucestershire | 55 | .. | 1 | - | 1 | 2 | 10 | 13 | 15 | 13 |
| Greater London | 1,175 | .. | 8 | 5 | 12 | 97 | 326 | 322 | 243 | 162 |
| Greater Manchester | 786 | .. | - | 8 | 24 | 91 | 210 | 246 | 119 | 88 |
| Gwent | 69 | .. | - | - | - | 4 | 14 | 13 | 25 | 13 |
| Hampshire | 226 | .. | 2 | 3 | 2 | 18 | 52 | 68 | 30 | 51 |
| Hertfordshire | 116 | .. | - | 5 | - | 6 | 24 | 43 | 19 | 19 |
| Humberside | 230 | .. | 6 | 1 | 2 | 5 | 37 | 73 | 58 | 48 |
| Kent | 111 | .. | 1 | 2 | 12 | 13 | 32 | 20 | 14 | 17 |
| Lancashire | 326 | .. | 3 | 7 | 1 | 17 | 70 | 99 | 68 | 61 |
| Leicestershire | 127 | .. | - | - | 1 | 7 | 32 | 40 | 29 | 18 |
| Lincolnshire | 44 | .. | - | - | 1 | 3 | 9 | 10 | 13 | 8 |
| Merseyside | 232 | .. | 2 | 3 | 4 | 21 | 47 | 70 | 47 | 38 |
| Norfolk | 121 | .. | - | 4 | 5 | 3 | 30 | 34 | 22 | 23 |
| North Wales | 193 | .. | - | - | 3 | 6 | 19 | 61 | 44 | 60 |
| North Yorkshire | 89 | .. | - | 3 | - | 5 | 28 | 28 | 15 | 10 |
| Northamptonshire | 81 | .. | - | 1 | - | 3 | 28 | 24 | 10 | 15 |
| Northumbria | 248 | .. | 3 | 6 | 4 | 16 | 38 | 117 | 38 | 26 |
| Nottinghamshire | 228 | .. | 1 | 9 | 1 | 10 | 63 | 63 | 32 | 49 |
| South Wales | 167 | .. | 1 | 3 | 2 | 12 | 34 | 40 | 41 | 34 |
| South Yorkshire | 198 | .. | - | 3 | 9 | 20 | 39 | 60 | 48 | 19 |
| Staffordshire | 137 | .. | 4 | 3 | 5 | 18 | 29 | 31 | 19 | 28 |
| Suffolk | 164 | .. | - | 1 | - | 16 | 54 | 35 | 22 | 36 |
| Surrey | 87 | .. | 2 | - | - | 4 | 23 | 31 | 16 | 11 |
| Sussex | 208 | .. | - | 1 | 6 | 15 | 50 | 56 | 49 | 31 |
| Thames Valley | 192 | .. | 1 | 3 | 3 | 10 | 53 | 45 | 40 | 37 |
| Warwickshire | 65 | .. | 1 | - | 5 | 5 | 17 | 18 | 12 | 7 |
| West Mercia | 181 | .. | 5 | 18 | 18 | 15 | 32 | 47 | 21 | 25 |
| West Midlands | 768 | .. | 10 | 28 | 17 | 95 | 183 | 213 | 110 | 112 |
| West Yorkshire | 578 | .. | - | 5 | 3 | 37 | 148 | 143 | 136 | 106 |
| Wiltshire | 41 | .. | - | - | - | 5 | 15 | 16 | 3 | 2 |
| Total E&W | 8,640 | .. | 64 | 151 | 170 | 713 | 2,086 | 2,469 | 1,625 | 1,362 |

(1) Where age is known.

(2) No age details available for the period April 1999 to May 2000.

Note: Previously issued data have been revised.

Prepared by OCJR Evidence & Analysis Unit.

A2 - Number of anti-social behaviour orders issued, by age, 1 April 1999 to 31 December 2007

England and Wales

| | Aged 10-17 | | Aged 18+ | | Age Unknown | | Total |
|--------------------------------|--------------|------------|--------------|------------|-------------|------------|---------------|
| | Number | % of total | Number | % of total | Number | % of total | |
| Avon and Somerset | 89 | 31% | 182 | 64% | 14 | 5% | 285 |
| Bedfordshire | 49 | 36% | 88 | 64% | 1 | 1% | 138 |
| Cambridgeshire | 49 | 32% | 96 | 63% | 7 | 5% | 152 |
| Cheshire | 103 | 36% | 183 | 64% | 2 | 1% | 288 |
| Cleveland | 123 | 47% | 137 | 52% | 1 | 0% | 261 |
| Cumbria | 73 | 41% | 100 | 57% | 3 | 2% | 176 |
| Derbyshire | 75 | 38% | 120 | 60% | 5 | 3% | 200 |
| Devon and Cornwall | 66 | 26% | 184 | 72% | 7 | 3% | 257 |
| Dorset | 54 | 51% | 51 | 49% | 0 | 0% | 105 |
| Durham | 66 | 47% | 74 | 52% | 1 | 1% | 141 |
| Dyfed Powys | 11 | 22% | 40 | 78% | 0 | 0% | 51 |
| Essex | 110 | 44% | 142 | 56% | 0 | 0% | 252 |
| Gloucestershire | 48 | 46% | 55 | 52% | 2 | 2% | 105 |
| Greater London | 568 | 31% | 1,175 | 65% | 65 | 4% | 1,808 |
| Greater Manchester | 819 | 50% | 786 | 48% | 37 | 2% | 1,642 |
| Gwent | 78 | 53% | 69 | 47% | 1 | 1% | 148 |
| Hampshire | 199 | 46% | 226 | 53% | 5 | 1% | 430 |
| Hertfordshire | 93 | 43% | 116 | 54% | 5 | 2% | 214 |
| Humberside | 199 | 46% | 230 | 53% | 1 | 0% | 430 |
| Kent | 101 | 47% | 111 | 52% | 2 | 1% | 214 |
| Lancashire | 243 | 42% | 326 | 56% | 11 | 2% | 580 |
| Leicestershire | 75 | 36% | 127 | 61% | 7 | 3% | 209 |
| Lincolnshire | 20 | 29% | 44 | 65% | 4 | 6% | 68 |
| Merseyside | 247 | 51% | 232 | 47% | 10 | 2% | 489 |
| Norfolk | 49 | 27% | 121 | 67% | 10 | 6% | 180 |
| North Wales | 138 | 41% | 193 | 58% | 2 | 1% | 333 |
| North Yorkshire | 53 | 36% | 89 | 61% | 5 | 3% | 147 |
| Northamptonshire | 37 | 31% | 81 | 67% | 3 | 2% | 121 |
| Northumbria | 169 | 40% | 248 | 58% | 9 | 2% | 426 |
| Nottinghamshire | 179 | 44% | 228 | 56% | 3 | 1% | 410 |
| South Wales | 84 | 33% | 167 | 67% | 0 | 0% | 251 |
| South Yorkshire | 173 | 46% | 198 | 52% | 9 | 2% | 380 |
| Staffordshire | 100 | 42% | 137 | 57% | 2 | 1% | 239 |
| Suffolk | 86 | 34% | 164 | 65% | 3 | 1% | 253 |
| Surrey | 65 | 42% | 87 | 56% | 2 | 1% | 154 |
| Sussex | 158 | 43% | 208 | 56% | 5 | 1% | 371 |
| Thames Valley | 61 | 23% | 192 | 73% | 10 | 4% | 263 |
| Warwickshire | 68 | 50% | 65 | 48% | 2 | 1% | 135 |
| West Mercia | 125 | 40% | 181 | 58% | 7 | 2% | 313 |
| West Midlands | 366 | 31% | 768 | 66% | 34 | 3% | 1,168 |
| West Yorkshire | 537 | 48% | 578 | 52% | 7 | 1% | 1,122 |
| Wiltshire | 22 | 35% | 41 | 65% | 0 | 0% | 63 |
| Total England and Wales | 6,028 | 40% | 8,640 | 58% | 304 | 2% | 14,972 |

Source: RDS, Home Office

A3a - Number of anti-social behaviour orders issued, at all courts, by period and duration of order, from 1 April 1999 to 31 December 2007

England and Wales

| Period | Duration of order | | | | | Duration not known | Total |
|---|---------------------------|---------------------------|---------------------------|------------------|---------------------|--------------------|---------------|
| | 2 years and up to 3 years | 3 years and up to 4 years | 4 years and up to 5 years | 5 years and over | Until further order | | |
| 1 April 1999 - 31 May 2000 ⁽¹⁾ | .. | .. | .. | .. | .. | 104 | 104 |
| June 2000 | 9 | 2 | 2 | 1 | - | * | 14 |
| July - September 2000 | 37 | 6 | 1 | 5 | 2 | * | 51 |
| October - December 2000 | 43 | 13 | 3 | 6 | 7 | * | 72 |
| sub-total Jun to Dec 2000 | 89 | 21 | 6 | 12 | 9 | * | 137 |
| January - March 2001 | 56 | 10 | 4 | 3 | 8 | * | 81 |
| April - June 2001 | 48 | 23 | 5 | 14 | 7 | * | 97 |
| July - September 2001 | 33 | 21 | 5 | 10 | 3 | * | 72 |
| October - December 2001 | 45 | 23 | 6 | 20 | 6 | * | 100 |
| sub-total 2001 | 182 | 77 | 20 | 47 | 24 | * | 350 |
| January - March 2002 | 33 | 15 | 11 | 14 | 10 | * | 83 |
| April - June 2002 | 40 | 25 | 2 | 20 | 9 | * | 96 |
| July - September 2002 | 37 | 20 | 4 | 22 | 17 | * | 100 |
| October - December 2002 | 59 | 36 | 11 | 25 | 17 | * | 148 |
| sub-total 2002 | 169 | 96 | 28 | 81 | 53 | * | 427 |
| January - March 2003 | 111 | 44 | 16 | 20 | 16 | * | 207 |
| April - June 2003 | 160 | 46 | 11 | 54 | 22 | * | 293 |
| July - September 2003 | 217 | 51 | 13 | 64 | 42 | * | 387 |
| October - December 2003 | 270 | 79 | 21 | 56 | 36 | * | 462 |
| sub-total 2003 | 758 | 220 | 61 | 194 | 116 | * | 1,349 |
| January - March 2004 | 360 | 104 | 25 | 105 | 46 | * | 640 |
| April - June 2004 | 428 | 137 | 39 | 120 | 80 | * | 804 |
| July - September 2004 | 593 | 174 | 39 | 127 | 71 | * | 1,004 |
| October - December 2004 | 629 | 167 | 41 | 113 | 81 | * | 1,031 |
| sub-total 2004 | 2,010 | 582 | 144 | 465 | 278 | * | 3,479 |
| January - March 2005 | 663 | 206 | 48 | 146 | 85 | * | 1,148 |
| April - June 2005 | 671 | 221 | 30 | 148 | 84 | * | 1,154 |
| July - September 2005 | 613 | 171 | 29 | 120 | 66 | * | 999 |
| October - December 2005 | 493 | 170 | 26 | 96 | 36 | * | 821 |
| sub-total 2005 | 2,440 | 768 | 133 | 510 | 271 | * | 4,122 |
| January - March 2006 | 507 | 128 | 24 | 96 | 29 | * | 784 |
| April - June 2006 | 385 | 135 | 18 | 80 | 50 | * | 668 |
| July - September 2006 | 377 | 111 | 24 | 68 | 28 | * | 608 |
| October - December 2006 | 409 | 126 | 21 | 57 | 32 | * | 645 |
| sub-total 2006 | 1,678 | 500 | 87 | 301 | 139 | * | 2,705 |
| January - March 2007 | 391 | 126 | 9 | 78 | 29 | * | 633 |
| April - June 2007 | 377 | 102 | 8 | 72 | 22 | * | 581 |
| July - September 2007 | 315 | 79 | 13 | 68 | 21 | * | 496 |
| October - December 2007 | 398 | 108 | 16 | 44 | 23 | * | 589 |
| sub-total 2007 | 1,481 | 415 | 46 | 262 | 95 | * | 2,299 |
| Total | 8,807 | 2,679 | 525 | 1,872 | 985 | 104 | 14,972 |
| per cent | 59% | 18% | 4% | 13% | 7% | 1% | 100% |
| Total from 1 June 2000 | 8,807 | 2,679 | 525 | 1,872 | 985 | * | 14,868 |
| per cent from 1 June 2000 | 59% | 18% | 4% | 13% | 7% | * | 100% |

(1) Total aggregate numbers only available by police force area for the period 1 April 1999 to 31 May 2000.

.. Not available

* Not applicable

Source: RDS, Home Office

A3b - Number of anti-social behaviour orders issued to people aged 10-17, at all courts, by period and duration of order, from 1 April 1999 to 31 December 2007
England and Wales

| Period | Duration of order | | | | | | Total |
|---|---------------------------|---------------------------|---------------------------|------------------|---------------------|--------------------|--------------|
| | 2 years and up to 3 years | 3 years and up to 4 years | 4 years and up to 5 years | 5 years and over | Until further order | Duration not known | |
| 1 April 1999 - 31 May 2000 ⁽¹⁾ | .. | .. | .. | .. | .. | .. | .. |
| June 2000 | 4 | - | - | - | - | * | 4 |
| July - September 2000 | 16 | 4 | 1 | - | - | * | 21 |
| October - December 2000 | 26 | 5 | 2 | 3 | 1 | * | 37 |
| sub-total Jun to Dec 2000 | 46 | 9 | 3 | 3 | 1 | * | 62 |
| January - March 2001 | 36 | 4 | 2 | 1 | - | * | 43 |
| April - June 2001 | 19 | 18 | 2 | 4 | - | * | 43 |
| July - September 2001 | 22 | 14 | 4 | 9 | - | * | 49 |
| October - December 2001 | 32 | 16 | - | 7 | 3 | * | 58 |
| sub-total 2001 | 109 | 52 | 8 | 21 | 3 | * | 193 |
| January - March 2002 | 31 | 9 | 4 | 8 | 5 | * | 57 |
| April - June 2002 | 31 | 11 | 1 | 8 | 4 | * | 55 |
| July - September 2002 | 25 | 16 | 3 | 6 | 11 | * | 61 |
| October - December 2002 | 35 | 19 | 5 | 9 | 10 | * | 78 |
| sub-total 2002 | 122 | 55 | 13 | 31 | 30 | * | 251 |
| January - March 2003 | 56 | 20 | 9 | 8 | 8 | * | 101 |
| April - June 2003 | 85 | 28 | 5 | 27 | 3 | * | 148 |
| July - September 2003 | 105 | 28 | 3 | 35 | 14 | * | 185 |
| October - December 2003 | 120 | 39 | 11 | 18 | 6 | * | 194 |
| sub-total 2003 | 366 | 115 | 28 | 88 | 31 | * | 628 |
| January - March 2004 | 139 | 35 | 15 | 36 | 12 | * | 237 |
| April - June 2004 | 187 | 58 | 25 | 41 | 12 | * | 323 |
| July - September 2004 | 248 | 80 | 20 | 26 | 13 | * | 387 |
| October - December 2004 | 267 | 67 | 14 | 33 | 12 | * | 393 |
| sub-total 2004 | 841 | 240 | 74 | 136 | 49 | * | 1,340 |
| January - March 2005 | 296 | 93 | 20 | 29 | 15 | * | 453 |
| April - June 2005 | 297 | 89 | 7 | 31 | 13 | * | 437 |
| July - September 2005 | 278 | 69 | 5 | 15 | 8 | * | 375 |
| October - December 2005 | 225 | 72 | 8 | 11 | - | * | 316 |
| sub-total 2005 | 1,096 | 323 | 40 | 86 | 36 | * | 1,581 |
| January - March 2006 | 222 | 41 | 8 | 8 | 6 | * | 285 |
| April - June 2006 | 196 | 44 | 6 | 4 | 7 | * | 257 |
| July - September 2006 | 187 | 43 | 7 | 7 | 4 | * | 248 |
| October - December 2006 | 201 | 48 | 5 | 6 | 3 | * | 263 |
| sub-total 2006 | 806 | 176 | 26 | 25 | 20 | * | 1,053 |
| January - March 2007 | 178 | 41 | 2 | 7 | 3 | * | 231 |
| April - June 2007 | 210 | 44 | 2 | 10 | 3 | * | 269 |
| July - September 2007 | 154 | 29 | 1 | 3 | 1 | * | 188 |
| October - December 2007 | 185 | 38 | 4 | - | 5 | * | 232 |
| sub-total 2007 | 727 | 152 | 9 | 20 | 12 | * | 920 |
| Total from 1 June 2000 | 4,113 | 1,122 | 201 | 410 | 182 | * | 6,028 |
| per cent | 68% | 19% | 3% | 7% | 3% | * | 100% |

(1) Total aggregate numbers only available by police force area for the period 1 April 1999 to 31 May 2000.

.. Not available

* Not applicable

Source: RDS, Home Office

A3c - Number of anti-social behaviour orders issued to people aged 18+, at all courts, by period and duration of order, from 1 April 1999 to 31 December 2007
England and Wales

| Period | Duration of order | | | | | | Total |
|---|---------------------------|---------------------------|---------------------------|------------------|---------------------|--------------------|--------------|
| | 2 years and up to 3 years | 3 years and up to 4 years | 4 years and up to 5 years | 5 years and over | Until further order | Duration not known | |
| 1 April 1999 - 31 May 2000 ⁽¹⁾ | .. | .. | .. | .. | .. | .. | .. |
| June 2000 | 2 | 1 | 2 | 1 | - | * | 6 |
| July - September 2000 | 16 | 2 | - | 5 | 2 | * | 25 |
| October - December 2000 | 16 | 8 | 1 | 2 | 6 | * | 33 |
| sub-total Jun to Dec 2000 | 34 | 11 | 3 | 8 | 8 | * | 64 |
| January - March 2001 | 20 | 6 | 2 | 2 | 6 | * | 36 |
| April - June 2001 | 28 | 5 | 3 | 10 | 7 | * | 53 |
| July - September 2001 | 10 | 7 | 1 | 1 | 3 | * | 22 |
| October - December 2001 | 13 | 7 | 5 | 12 | 3 | * | 40 |
| sub-total 2001 | 71 | 25 | 11 | 25 | 19 | * | 151 |
| January - March 2002 | 2 | 4 | 7 | 6 | 5 | * | 24 |
| April - June 2002 | 9 | 13 | 1 | 12 | 5 | * | 40 |
| July - September 2002 | 12 | 4 | 1 | 16 | 6 | * | 39 |
| October - December 2002 | 24 | 16 | 6 | 14 | 7 | * | 67 |
| sub-total 2002 | 47 | 37 | 15 | 48 | 23 | * | 170 |
| January - March 2003 | 55 | 24 | 7 | 12 | 8 | * | 106 |
| April - June 2003 | 75 | 18 | 6 | 26 | 19 | * | 144 |
| July - September 2003 | 111 | 23 | 10 | 29 | 28 | * | 201 |
| October - December 2003 | 149 | 39 | 10 | 34 | 30 | * | 262 |
| sub-total 2003 | 390 | 104 | 33 | 101 | 85 | * | 713 |
| January - March 2004 | 219 | 67 | 10 | 67 | 34 | * | 397 |
| April - June 2004 | 232 | 79 | 14 | 76 | 68 | * | 469 |
| July - September 2004 | 335 | 89 | 19 | 97 | 58 | * | 598 |
| October - December 2004 | 355 | 97 | 27 | 78 | 65 | * | 622 |
| sub-total 2004 | 1,141 | 332 | 70 | 318 | 225 | * | 2,086 |
| January - March 2005 | 358 | 111 | 25 | 116 | 67 | * | 677 |
| April - June 2005 | 368 | 129 | 22 | 116 | 68 | * | 703 |
| July - September 2005 | 321 | 100 | 24 | 103 | 56 | * | 604 |
| October - December 2005 | 254 | 95 | 17 | 83 | 36 | * | 485 |
| sub-total 2005 | 1,301 | 435 | 88 | 418 | 227 | * | 2,469 |
| January - March 2006 | 277 | 87 | 16 | 87 | 20 | * | 487 |
| April - June 2006 | 187 | 88 | 12 | 76 | 43 | * | 406 |
| July - September 2006 | 189 | 67 | 16 | 60 | 22 | * | 354 |
| October - December 2006 | 205 | 77 | 16 | 51 | 29 | * | 378 |
| sub-total 2006 | 858 | 319 | 60 | 274 | 114 | * | 1,625 |
| January - March 2007 | 211 | 84 | 6 | 69 | 26 | * | 396 |
| April - June 2007 | 165 | 56 | 6 | 56 | 19 | * | 302 |
| July - September 2007 | 160 | 50 | 12 | 65 | 20 | * | 307 |
| October - December 2007 | 213 | 70 | 12 | 44 | 18 | * | 357 |
| sub-total 2007 | 749 | 260 | 36 | 234 | 83 | * | 1,362 |
| Total from 1 June 2000 | 4,591 | 1,523 | 316 | 1,426 | 784 | * | 8,640 |
| per cent | 53% | 18% | 4% | 17% | 9% | * | 100% |

(1) Total aggregate numbers only available from police force areas for the period 1 April 1999 to 31 May 2000.

.. Not available

* Not applicable

Source: RDS, Home Office

A4 - ASBOs breached between 1 June 2000 and 31 December 2007 by age group⁽¹⁾ and CJS area⁽²⁾

| | Persons proved in court to have breached their ASBO | | | | | | | | | Average number of breaches per person |
|---------------------------------|---|--------------|--------------|-------------------------------|--------------|--------------|-----------------------------|------------|------------|---------------------------------------|
| | Breaching ASBO once | | | Breaching ASBO more than once | | | Breach rates ⁽³⁾ | | | |
| | 10-17 | 18+ | Total | 10-17 | 18+ | Total | 10-17 | 18+ | all ages | |
| Avon and Somerset | 15 | 21 | 36 | 47 | 77 | 124 | 70% | 54% | 58% | 4.5 |
| Bedfordshire | 6 | 3 | 9 | 20 | 23 | 43 | 53% | 30% | 38% | 4.9 |
| Cambridgeshire | 9 | 9 | 18 | 18 | 26 | 44 | 55% | 36% | 42% | 3.8 |
| Cheshire | 9 | 20 | 29 | 60 | 50 | 110 | 67% | 38% | 48% | 5.6 |
| Cleveland | 21 | 24 | 45 | 69 | 50 | 119 | 73% | 54% | 63% | 3.9 |
| Cumbria | 11 | 14 | 25 | 42 | 43 | 85 | 73% | 57% | 63% | 4.3 |
| Derbyshire | 18 | 15 | 33 | 36 | 32 | 68 | 72% | 39% | 51% | 3.2 |
| Devon and Cornwall | 14 | 21 | 35 | 27 | 42 | 69 | 62% | 34% | 41% | 3.7 |
| Dorset | 7 | 4 | 11 | 37 | 28 | 65 | 81% | 63% | 72% | 7.1 |
| Durham | 14 | 6 | 20 | 39 | 44 | 83 | 80% | 68% | 73% | 5.6 |
| Dyfed Powys | 0 | 6 | 6 | 6 | 19 | 25 | 55% | 63% | 61% | 4.6 |
| Essex | 24 | 14 | 38 | 49 | 60 | 109 | 66% | 52% | 58% | 4.1 |
| Gloucestershire | 5 | 7 | 12 | 32 | 19 | 51 | 77% | 47% | 42% | 4.4 |
| Greater London | 104 | 155 | 259 | 194 | 381 | 575 | 52% | 46% | 46% | 3.5 |
| Greater Manchester | 120 | 131 | 251 | 471 | 301 | 772 | 72% | 55% | 63% | 3.9 |
| Gwent | 13 | 8 | 21 | 44 | 29 | 73 | 73% | 54% | 64% | 4.9 |
| Hampshire | 28 | 32 | 60 | 121 | 82 | 203 | 75% | 50% | 61% | 4.7 |
| Hertfordshire | 12 | 16 | 28 | 43 | 40 | 83 | 59% | 48% | 52% | 3.8 |
| Humberside | 34 | 30 | 64 | 117 | 82 | 199 | 76% | 49% | 61% | 4.5 |
| Kent ⁽⁴⁾ | 11 | 8 | 19 | 4 | 16 | 20 | 15% | 22% | 18% | 2.2 |
| Lancashire | 39 | 51 | 90 | 138 | 111 | 249 | 73% | 50% | 59% | 5.2 |
| Leicestershire | 8 | 18 | 26 | 39 | 50 | 89 | 63% | 54% | 55% | 4.6 |
| Lincolnshire | 4 | 1 | 5 | 13 | 15 | 28 | 85% | 36% | 49% | 6.6 |
| Merseyside | 57 | 31 | 88 | 95 | 54 | 149 | 62% | 37% | 49% | 2.8 |
| Norfolk | 8 | 13 | 21 | 23 | 38 | 61 | 63% | 42% | 47% | 3.7 |
| North Wales | 21 | 40 | 61 | 62 | 56 | 118 | 60% | 50% | 54% | 3.0 |
| North Yorkshire | 11 | 18 | 29 | 16 | 36 | 52 | 51% | 61% | 57% | 3.3 |
| Northamptonshire ⁽⁴⁾ | 5 | 5 | 10 | 1 | 2 | 3 | 16% | 9% | 11% | 1.8 |
| Northumbria | 28 | 36 | 64 | 87 | 84 | 171 | 68% | 48% | 56% | 3.9 |
| Nottinghamshire | 33 | 24 | 57 | 83 | 78 | 161 | 65% | 45% | 53% | 5.0 |
| South Wales | 8 | 15 | 23 | 48 | 44 | 92 | 67% | 35% | 46% | 6.3 |
| South Yorkshire | 33 | 39 | 72 | 78 | 73 | 151 | 64% | 57% | 59% | 3.0 |
| Staffordshire | 27 | 18 | 45 | 35 | 36 | 71 | 62% | 39% | 49% | 2.7 |
| Suffolk | 9 | 23 | 32 | 27 | 51 | 78 | 42% | 45% | 44% | 3.3 |
| Surrey | 7 | 12 | 19 | 37 | 35 | 72 | 68% | 54% | 59% | 4.1 |
| Sussex | 17 | 36 | 53 | 76 | 79 | 155 | 59% | 55% | 57% | 3.7 |
| Thames Valley | 8 | 32 | 40 | 24 | 55 | 79 | 52% | 45% | 45% | 3.2 |
| Warwickshire | 16 | 7 | 23 | 27 | 23 | 50 | 63% | 46% | 54% | 3.5 |
| West Mercia | 20 | 19 | 39 | 63 | 59 | 122 | 66% | 43% | 52% | 5.3 |
| West Midlands | 71 | 128 | 199 | 132 | 246 | 378 | 55% | 49% | 50% | 3.3 |
| West Yorkshire | 84 | 91 | 175 | 272 | 234 | 506 | 66% | 56% | 61% | 4.4 |
| Wiltshire | 2 | 4 | 6 | 10 | 20 | 30 | 55% | 59% | 57% | 4.7 |
| England & Wales | 991 | 1,205 | 2,196 | 2,862 | 2,923 | 5,785 | 64% | 48% | 54% | 4.1 |

(1) Age groups are determined by the date of ISSUE, not breach.

(2) ASBOs may be issued in one area and breached in another. Breaches are counted in this table by area of ISSUE.

(3) The rates by age-group are based on persons where their age is known while the all ages rates are based on all persons whether their age is known or not.

(4) Breach data from the magistrates' court administrative systems in Kent and Northamptonshire are known to have been under-reported.

Source: OCJR Court Proceedings Database.