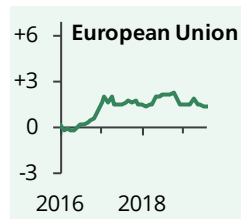
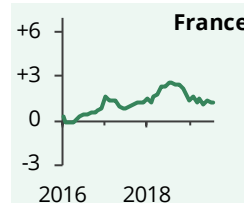
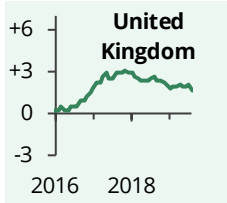




B2: International inflation

Inflation in the EU can be compared using the standard Harmonised Index of Consumer Prices (HICP), or the CPI as it is known in the UK.



UK inflation, as measured by the CPI, was 1.7% in the year to August 2019, down from 2.1% in July. UK inflation was 2.7% in August 2018.

EU inflation was 1.4% in August 2019, the same level as in July. EU inflation was 2.2% in August 2018.

Inflation in the Eurozone was 1.0% in August 2019, unchanged from July. Eurozone inflation was 2.1% in August 2018.

In Germany inflation was 1.0% in August, down from 1.1% in July; in France it was 1.3% in August, the same level as in July.

Romania had the highest inflation rate in the EU in August (4.1%). The lowest inflation rate in the EU was in Portugal (-0.1%).

Inflation rates: selected countries							
Annual % change in consumer prices (HICP)							
	2016	2017	2018	May 19	Jun 19	Jul 19	Aug 19
UK	0.7	2.7	2.5	2.0	2.0	2.1	1.7
Eurozone	0.2	1.5	1.7	1.2	1.3	1.0	1.0
European Union	0.3	1.7	1.9	1.6	1.6	1.4	1.4
France	0.3	1.2	2.1	1.1	1.4	1.3	1.3
Germany	0.4	1.7	1.9	1.3	1.5	1.1	1.0

Source: ONS, Eurostat

Subject Specialist

Daniel Harari
X2464

Update

ONS, [Consumer Prices bulletin](#) (UK), 16 Oct

Eurostat, [HICP full release](#), 16 Oct

Eurostat, [Flash estimate \(Eurozone\)](#), 1 Oct