



House of Lords: Membership in June 2020

Summary

This briefing presents a range of information on the membership of the House of Lords as at 12 June 2020. All figures are for the membership as at this date unless otherwise stated.

In terms of overall size and composition by party/group, gender and peerage type:

- The total membership of the House was 797.
- Of this total, 778 Members were eligible to attend proceedings.
- The 19 Members ineligible to attend were either on leave of absence or disqualified from participating because they were serving in a senior judicial role.
- The Conservatives were the largest party or group with 244 Members. The Crossbench group were the second largest with 179 Members, while Labour had 177 and the Liberal Democrats counted 90.
- Women comprised less than a third of each main party/group, except one. Female Members accounted for just over one third (35.6%) of the Liberal Democrat party/group. Almost one third of the Labour party/group were women (32.8%).
- Over 85% of Members eligible to attend were life peers, with the remainder comprising excepted hereditary peers and senior Church of England prelates.

In terms of composition by age and different lengths of service:

- The mean average age of all Members was 70.
- The highest concentration of Members in each party/group fell in the 70–79 age band, except the bishops, whose Members mostly fell in the 60–69 age band.
- The youngest Member was Baroness Penn (Conservative), aged 35. The youngest male Member was Lord Parkinson of Whitley Bay (Conservative), aged 36. Of the eligible membership, 3.7% were aged under 50.
- The oldest Member was Lord Christopher (Labour), aged 95. The oldest female Member was Baroness Gardner of Parkes (Conservative), aged 92.
- Lord Denham (Conservative) had the longest length of service, having served for 70 years.
- Lord Greenhalgh (Conservative) had the shortest length of service. Along with Lord Grimstone of Boscobel (Conservative), he became a Member in April 2020.

Thomas Brown | 24 June 2020

A full list of Lords Library briefings is available on the research briefings page on the internet. The Library publishes briefings for all major items of business debated in the House of Lords. The Library also publishes briefings on the House of Lords itself and other subjects that may be of interest to Members. Library briefings are compiled for the benefit of Members of the House of Lords and their personal staff, to provide impartial, authoritative, politically balanced briefing on subjects likely to be of interest to Members of the Lords. Authors are available to discuss the contents of the briefings with the Members and their staff but cannot advise members of the general public.

Any comments on Library briefings should be sent to the Head of Research Services, House of Lords Library, London SW1A 0PW or emailed to purvism@parliament.uk.

I. Composition of the House of Lords

As at 12 June 2020:

- The total membership of the House of Lords was 797.
- Of this total, 778 Members were eligible to attend proceedings.
- Of the remainder, 15 were on leave of absence and four were disqualified from participating because they were serving in senior judicial roles.

I.1 Composition by party/group and peerage type

Of the eligible membership, the Conservatives comprised the largest group in the House with 244 Members. The Crossbench group was the second largest, with 179. Labour had 177, while the Liberal Democrats counted 90. The non-affiliated group comprised 47 Members, some of whom held positions that required them to remain unaffiliated with any particular party or group and some of whom had a political affiliation previously but either resigned the whip or had the whip withdrawn. The remainder of the eligible membership was made up of 25 archbishops and bishops of the Church of England (Lords spiritual); the Lord Speaker; and 15 from other parties, such as the Democratic Unionist Party, the Ulster Unionist Party, the Green Party of England and Wales and Plaid Cymru.

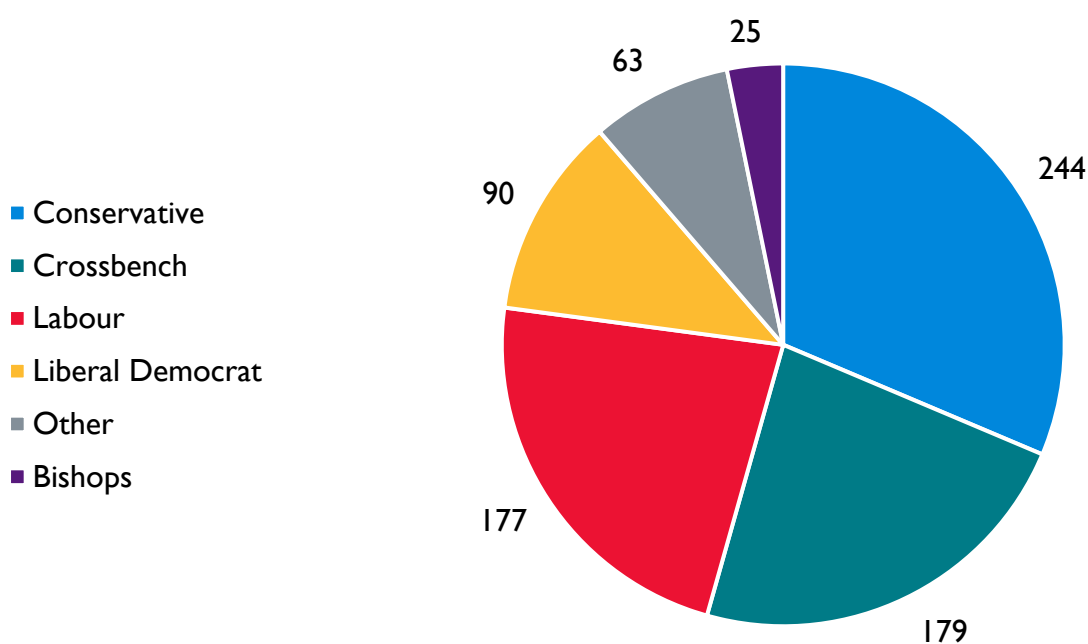
The table and charts below detail the composition of the eligible membership by party/group and/or peerage type.

Table 1: Composition by party/group and peerage type¹

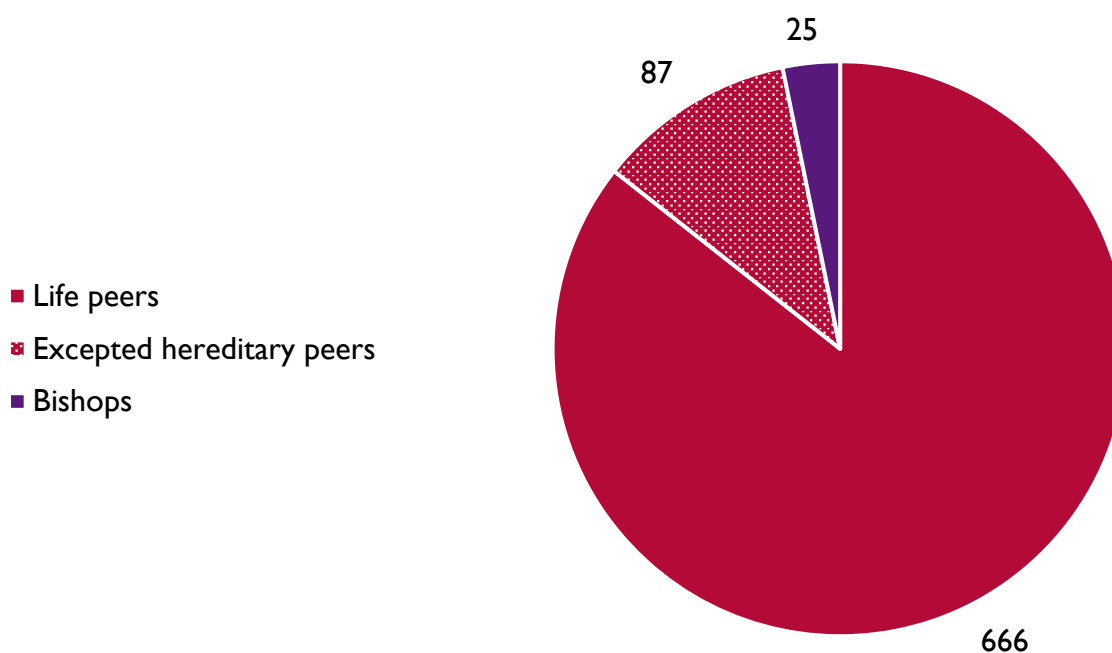
Party/group	Life peers	Excepted hereditary peers	Bishops	Total	Percentage
Conservative	198	46	–	244	31.4
Crossbench	150	29	–	179	23.0
Labour	174	3	–	177	22.8
Liberal Democrat	87	3	–	90	11.6
Non-affiliated	41	6	–	47	6.0
Bishops	–	–	25	25	3.2
Other parties	15	–	–	15	1.9
Lord Speaker	1	–	–	1	0.1
Total	666	87	25	778	100

¹ Notes: life peers include those Members appointed under either the Life Peerages Act 1958 or the Appellate Jurisdiction Act 1876. Percentage figures rounded to one decimal place. Table excludes non-eligible Members. On 23 March 2020, the House agreed that hereditary peer by-elections would be suspended until Tuesday 8 September ([HL Hansard, 23 March 2020, col 1638](#)).

Graph 1: Composition by party/group²

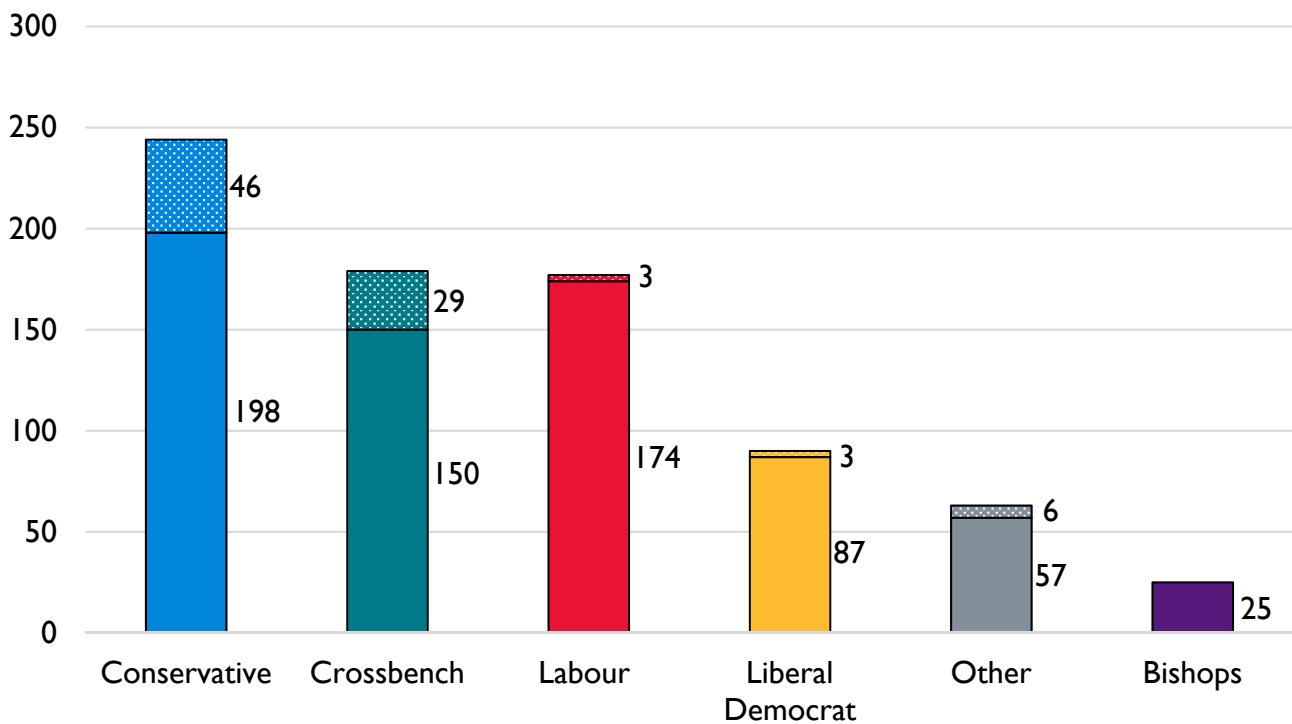


Graph 2: Composition by peerage type³



² 'Other' includes 47 non-affiliated Members; 15 from other parties; and the Lord Speaker.

³ Of the 666 life peers, 656 were appointed under the Life Peerages Act 1958 and ten under the Appellate Jurisdiction Act 1876. Excepted hereditary peers are 'excepted' from exclusion under section 2 of the House of Lords Act 1999. Section 1 of that Act states: "No-one shall be a member of the House of Lords by virtue of a hereditary peerage".

Graph 3: Composition by party/group and peerage type⁴

1.2 Composition by party/group and gender

Table 2: Composition by party/group and gender

	Gender	Total	Percentage of party/group	Percentage of House (778)
Conservative	Male	179	73.4	23.0
	Female	65	26.6	8.4
Crossbench	Male	136	76.0	17.5
	Female	43	24.0	5.5
Labour	Male	119	67.2	15.3
	Female	58	32.8	7.5
Liberal Democrat	Male	58	64.4	7.5
	Female	32	35.6	4.1
Other	Male	52	82.5	6.7
	Female	11	17.5	1.4
Bishops	Male	20	80.0	2.6
	Female	5	20.0	0.6

⁴ Solid colour other than for Bishops denotes life peers, while textured colour denotes excepted hereditary peers.

1.3 Composition by peerage type and gender

Table 3: Composition by peerage type and gender⁵

Peerage type	Male	Female	Total	Percentage of House (797)
Life peers	459	213	672	84.3
Life peers (judicial)	10	1	11	1.4
Excepted hereditary peers	89	0	89	11.2
Bishops	20	5	25	3.1
Total	578	219	797	100

2. Age profile of the House of Lords

2.1 Average ages

- The mean average age of all Members was 70.
- The median average age of all Members was 72.
- The modal average age of all Members was 72.

2.2 Age profile of the House by age band

Table 4: Age profile of the House by age band

Age band	Eligible membership (778)		Total membership (797)	
	Number	Percentage	Number	Percentage
<39	3	0.4	3	0.4
40–49	26	3.3	26	3.3
50–59	90	11.6	96	12.0
60–69	211	27.1	218	27.4
70–79	298	38.3	303	38.0
80–89	138	17.7	138	17.3
90>	12	1.5	13	1.6
Total	778	100	797	100

⁵ 'Life Peers' means life peers created under the Life Peerages Act 1958; 'Life Peers (Judicial)' means life peers created under the Appellate Jurisdiction Act 1876; and 'Excepted Hereditary Peers' means hereditary peers who are 'excepted' from exclusion from the House by virtue of section 2 of the House of Lords Act 1999.

Table 5: Age profile of the House by age bands and party/group

Age band	Conservative		Crossbench		Labour	
	Number	Percentage	Number	Percentage	Number	Percentage
<39	2	0.8	1	0.6	0	0
40–49	18	7.4	5	2.8	1	0.6
50–59	39	16.0	14	7.8	14	7.9
60–69	65	26.6	42	23.5	36	20.3
70–79	73	29.9	80	44.7	83	46.9
80–89	42	17.2	35	19.6	41	23.2
90>	5	2.0	2	1.1	2	1.1
Total	244	100	179	100	177	100

Age band	Liberal Democrat		Other		Bishops	
	Number	Percentage	Number	Percentage	Number	Percentage
<39	0	0	0	0	0	0
40–49	1	1.1	1	1.6	0	0
50–59	13	14.4	7	11.1	3	12.0
60–69	26	28.9	20	31.7	22	88.0
70–79	39	43.3	23	36.5	0	0
80–89	9	10.0	11	17.5	0	0
90>	2	2.2	1	1.6	0	0
Total	90	100	63	100	25	100

2.3 Youngest Members

- The youngest Member was Baroness Penn (Conservative), aged 35.
- The youngest male Member was Lord Parkinson of Whitley Bay (Conservative), aged 36.
- Lord Redesdale (Liberal Democrat), who had earlier sat as a hereditary peer, was 32 when he received a life peerage. Lord Wei (Conservative) and Lord Alli (Labour) were both 33 when they received their life peerages.

Table 6: Members aged under 50

	Member's title	Party/group	Age
1	Baroness Penn	Conservative	35
2	Lord Parkinson of Whitley Bay	Conservative	36
3	Lord Ravensdale	Crossbench	37

	Member's title	Party/group	Age
4	Baroness Hunt of Bethnal Green	Crossbench	40
5	Baroness Blackwood of North Oxford	Conservative	40
6	Baroness Bertin	Conservative	42
7	Baroness Wyld	Conservative	42
8	Baroness Sugg	Conservative	43
9	Lord Wei	Conservative	43
10	Lord McInnes of Kilwinning	Conservative	43
11	Lord O'Shaughnessy	Conservative	44
12	Baroness Evans of Bowes Park	Conservative	44
13	The Earl of Devon	Crossbench	44
14	Lord Livermore	Labour	45
15	Lord Goldsmith of Richmond Park	Conservative	45
16	Lord Purvis of Tweed	Liberal Democrat	46
17	Lord Duncan of Springbank	Conservative	47
18	Baroness Lane-Fox of Soho	Crossbench	47
19	Baroness Morgan of Cotes	Conservative	47
20	Baroness Berridge	Conservative	48
21	Lord Barwell	Conservative	48
22	Lord Holmes of Richmond	Non-affiliated	48
23	Baroness Mone	Conservative	48
24	Baroness Worthington	Crossbench	48
25	Lord Shinkwin	Conservative	49
26	Baroness Sanderson of Welton	Conservative	49
27	Baroness Warsi	Conservative	49
28	Lord Freyberg	Crossbench	49
29	Lord Bridges of Headley	Conservative	49

Table 7: Life peers aged under 40 on appointment

	Member's title	Party/group	Age at joining
1	Lord Redesdale	Liberal Democrat	32
2	Lord Wei	Conservative	33
3	Lord Alli	Labour	33
4	Baroness Penn	Conservative	34

	Member's title	Party/group	Age at joining
5	Baroness Masham of Ilton	Crossbench	34
6	Lord Parkinson of Whitley Bay	Conservative	36
7	Baroness Warsi	Conservative	36
8	Baroness Bertin	Conservative	38
9	Baroness Barker	Liberal Democrat	38
10	Baroness Evans of Bowes Park	Conservative	38
11	Baroness Berridge	Conservative	38
12	Lord Adebowale	Crossbench	38
13	Baroness Uddin	Non-affiliated	39
14	Lord Rennard	Liberal Democrat	39
15	Baroness Blackwood of North Oxford	Conservative	39
16	Baroness Sugg	Conservative	39
17	Baroness Hunt of Bethnal Green	Crossbench	39
18	Baroness Worthington	Crossbench	39
19	Baroness Wyld	Conservative	39
20	Lord O'Shaughnessy	Conservative	39
21	Lord Purvis of Tweed	Liberal Democrat	39
22	Lord McInnes of Kilwinning	Conservative	39

2.4 Oldest Members

- The oldest Member was Lord Christopher (Labour), aged 95.
- The oldest female Member was Baroness Gardner of Parkes (Conservative), aged 92.

Table 8: Members aged 90 and over

	Member's title	Party/group	Age
1	Lord Christopher	Labour	95
2	Lord Stoddart of Swindon	Independent Labour	94
3	Lord Mackay of Clashfern	Conservative	92
4	Baroness Gardner of Parkes	Conservative	92
5	Lord Denham	Conservative	92
6	Lord Sainsbury of Preston Candover	(Leave of absence)	92
7	Lord Taverne	Liberal Democrat	91
8	Lord Rodgers of Quarry Bank	Liberal Democrat	91

	Member's title	Party/group	Age
9	Lord Craig of Radley	Crossbench	90
10	Baroness Boothroyd	Crossbench	90
11	Lord Hoyle	Labour	90
12	Lord Elton	Conservative	90
13	Baroness Secombe	Conservative	90

Table 9: Members (life peers) aged 70 and over on appointment

	Member's title	Party/group	Age at joining
1	Lord Haselhurst	Conservative	80
2	Lord Suri	Conservative	79
3	Lord Singh of Wimbledon	Crossbench	79
4	Baroness Osamor	Labour	78
5	Baroness Bakewell	Labour	77
6	Lord Lilley	Conservative	74
7	Lord Horam	Conservative	74
8	Lord Campbell of Pittenweem	Liberal Democrat	74
9	Lord Young of Cookham	Conservative	74
10	Lord Wrigglesworth	Liberal Democrat	73
11	Lord Green of Deddington	Crossbench	73
12	Lord Christopher	Labour	73
13	Lord Stunell	Liberal Democrat	72
14	Baroness Butler-Sloss	Crossbench	72
15	Lord Kalms	Non-affiliated	72
16	Lord Beith	Liberal Democrat	72
17	Lord Wasserman	Conservative	72
18	Lord Framlingham	Conservative	72
19	Lord Palmer of Childs Hill	Liberal Democrat	72
20	Lord Prescott	Labour	72
21	Lord Alliance	Liberal Democrat	72
22	Lord Cormack	Conservative	71
23	Lord Hendy	Labour	71
24	Lord Kirkhope of Harrogate	Conservative	71
25	Lord Ranger	Conservative	71

	Member's title	Party/group	Age at joining
26	Baroness Boothroyd	Crossbench	71
27	Lord Bruce of Bennachie	Liberal Democrat	70
28	Viscount Hailsham	Conservative	70
29	Lord Grimstone of Boscobel	Conservative	70
30	Lord Deben	Conservative	70
31	Lord Ramsbotham	Crossbench	70
32	Lord Chartres	Crossbench	70
33	Lord Harries of Pentregarth	Crossbench	70

3. Length of membership

3.1 Longest continuous membership of the House

Table 10: Members with more than 40 years of service⁶

	Member's title	Party/group	Peerage type	Years
1	Lord Denham	Conservative	Excepted hereditary	70
2	Lord Trefgarne	Conservative	Excepted hereditary	57
3	Lord Selsdon	Conservative	Excepted hereditary	56
4	Lord Colwyn	Conservative	Excepted hereditary	53
5	Lord Brougham and Vaux	Conservative	Excepted hereditary	52
6	Lord Hylton	Crossbench	Excepted hereditary	52
7	The Earl of Liverpool	Conservative	Excepted hereditary	50
8	The Earl of Caithness	Conservative	Excepted hereditary	50
9	Baroness Masham of Ilton	Crossbench	Life peer	50
10	Lord Elton	Conservative	Excepted hereditary	47
11	Earl Peel	Crossbench	Excepted hereditary	47
12	Viscount Astor	Conservative	Excepted hereditary	46
13	Viscount Craigavon	Crossbench	Excepted hereditary	45
14	Lord Geddes	Conservative	Excepted hereditary	45
15	Lord Greenway	Crossbench	Excepted hereditary	44
16	Lord Brabazon of Tara	Conservative	Excepted hereditary	43
17	Lord Swinfen	Conservative	Excepted hereditary	43

⁶ 'Excepted hereditary' means a hereditary peer who may sit under the provisions of the House of Lords Act 1999.

	Member's title	Party/group	Peerage type	Years
18	Lord Crathorne	Conservative	Excepted hereditary	43
19	Lord Glenarthur	Conservative	Excepted hereditary	42
20	Lord Henley	Conservative	Excepted hereditary	42
21	Lord St John of Bletso	Crossbench	Excepted hereditary	42
22	The Earl of Erroll	Crossbench	Excepted hereditary	41
23	Lord Mackay of Clashfern	Conservative	Life peer	40
24	The Earl of Courtown	Conservative	Excepted hereditary	40
25	The Earl of Rosslyn	Crossbench	Excepted hereditary	40

3.2 Shortest continuous membership of the House

Table 11: Members with less than one year of service

	Member's title	Party/group	Peerage type	Date joined
1	Lord Greenhalgh	Conservative	Life peer	16/04/20
2	Lord Grimstone of Boscobel	Conservative	Life peer	08/04/20
3	Lord Reed of Allermuir	(Disqualified)	Life peer (judicial)	11/01/20
4	Lord Goldsmith of Richmond Park	Conservative	Life peer	07/01/20
5	Baroness Morgan of Cotes	Conservative	Life peer	06/01/20
6	Lord Darroch of Kew	Crossbench	Life peer	11/11/19
7	Lord Carter of Haslemere	Crossbench	Life peer	30/10/19
8	The Bishop of Blackburn	Bishops	Lord spiritual	29/10/19
9	Lord Mann	Non-affiliated	Life peer	28/10/19
10	Baroness Ritchie of Downpatrick	Non-affiliated	Life peer	16/10/19
11	Baroness Hunt of Bethnal Green	Crossbench	Life peer	16/10/19
12	Baroness Blower	Labour	Life peer	15/10/19
13	Lord Hendy	Labour	Life peer	15/10/19
14	Lord Woolley of Woodford	Crossbench	Life peer	14/10/19
15	Baroness Wilcox of Newport	Labour	Life peer	14/10/19
16	Baroness Hallett	Crossbench	Life peer	11/10/19
17	Lord Ranger	Conservative	Life peer	11/10/19
18	Baroness Penn	Conservative	Life peer	10/10/19
19	Lord Davies of Gower	Conservative	Life peer	10/10/19
20	Lord Brownlow of Shurlock Row	Conservative	Life peer	09/10/19

	Member's title	Party/group	Peerage type	Date joined
21	Lord Choudrey	Conservative	Life peer	09/10/19
22	Baroness Sanderson of Welton	Conservative	Life peer	08/10/19
23	Lord Parkinson of Whitley Bay	Conservative	Life peer	08/10/19
24	Lord Barwell	Conservative	Life peer	07/10/19
25	Baroness Bennett of Manor Castle	Green Party	Life peer	07/10/19

3.3 Members (life peers) with more than 30 years of service

Table 12: Members (life peers) with more than 30 years of service

	Member's title	Party/group	Years
1	Baroness Masham of Ilton	Crossbench	50
2	Lord Mackay of Clashfern	Conservative	40
3	Baroness Gardner of Parkes	Conservative	38
4	Baroness Cox	Crossbench	37
5	Lord Stoddart of Swindon	Independent Labour	36
6	Lord Young of Graffham	Conservative	35
7	Lord Vinson	Conservative	35
8	Lord Donoughue	Labour	35
9	Baroness Hooper	Conservative	35
10	Baroness Blackstone	Labour Independent	33
11	Lord Irvine of Lairg	Labour	33
12	Lord Stevens of Ludgate	Conservative Independent	33
13	Lord Sainsbury of Preston Candover	Leave of absence	31
14	Lord McColl of Dulwich	Conservative	30
15	Baroness Eccles of Moulton	Conservative	30
16	Lord Cavendish of Furness	Conservative	30
17	Baroness Cumberlege	Conservative	30
18	Baroness Flather	Crossbench	30