



## House of Lords in 2020: Profile of Membership

### Summary

This briefing presents a range of information on the membership of the House of Lords as at 17 January 2020. All figures are for the membership as at this date unless otherwise stated.

In terms of overall size and composition by party/group, gender and peerage type:

- The total membership of the House was 811.
- Of this total, 795 Members were eligible to attend proceedings.
- The 16 Members ineligible to attend were either on leave of absence or disqualified from participating because they were a Member of the European Parliament (MEP) or serving in a senior judicial role.
- The Conservatives were the largest party or group with 244 Members. The Crossbench group were the second largest with 187 Members, while Labour had 180 and the Liberal Democrats counted 93.
- Women comprised less than a third of each main party/group, except one. Female Members accounted for just over one third (35.5%) of the Liberal Democrat party/group.
- Over 85% of Members eligible to attend were life peers, with the remainder comprising excepted hereditary peers and senior Church of England prelates.

In terms of composition by age and different lengths of service:

- The mean average age of all Members was 70.
- The highest concentration of Members in each party/group fell into the 70–79 age band, except the Bishops whose Members mostly fell into the 60–69 age band.
- The youngest Member was Baroness Penn, aged 34.
- The oldest Member was Lord Graham of Edmonton, aged 94.
- Lord Denham had the longest continuous service, having been a Member for 70 years.
- Lord Reed of Allermuir had the shortest length of service, at less than a week, though as President of the Supreme Court he was disqualified from participating in proceedings.
- Lord Goldsmith of Richmond Park was the newest Member eligible to attend.

Thomas Brown | 5 February 2020

---

A full list of Lords Library briefings is available on the research briefings page on the internet. The Library publishes briefings for all major items of business debated in the House of Lords. The Library also publishes briefings on the House of Lords itself and other subjects that may be of interest to Members. Library briefings are compiled for the benefit of Members of the House of Lords and their personal staff, to provide impartial, authoritative, politically balanced briefing on subjects likely to be of interest to Members of the Lords. Authors are available to discuss the contents of the briefings with the Members and their staff but cannot advise members of the general public.

**Any comments on Library briefings should be sent to the Head of Research Services, House of Lords Library, London SW1A 0PW or emailed to [purvism@parliament.uk](mailto:purvism@parliament.uk).**

## I. Composition of the House of Lords

As at 17 January 2020:

- The total membership of the House of Lords was 811.
- Of this total, 795 Members were eligible to attend proceedings.
- Of the remainder, eleven were on leave of absence and five were disqualified from participating (one, Baroness Mobarik, because she was a serving Member of the European Parliament (MEP) and four others because they were serving in senior judicial roles).

### I.1 Composition by Party/Group and Peerage Type

Of the eligible membership, the Conservatives comprised the largest group in the House with 244 Members. The Crossbench group was the second largest, with 187. Labour had 180, while the Liberal Democrats counted 93.<sup>1</sup> The non-affiliated group comprised 49 Members, some of whom held positions that required them to remain unaffiliated with any particular party or group and some of whom had a political affiliation previously but either resigned the whip or had the whip withdrawn. The remainder of the eligible membership was made up of 26 Archbishops and Bishops of the Church of England (Lords Spiritual); 15 from other parties, such as the Democratic Unionist Party, the Ulster Unionist Party, the Green Party and Plaid Cymru; and the Lord Speaker.

The table and charts below detail the composition of the eligible membership by party/group and/or peerage type.

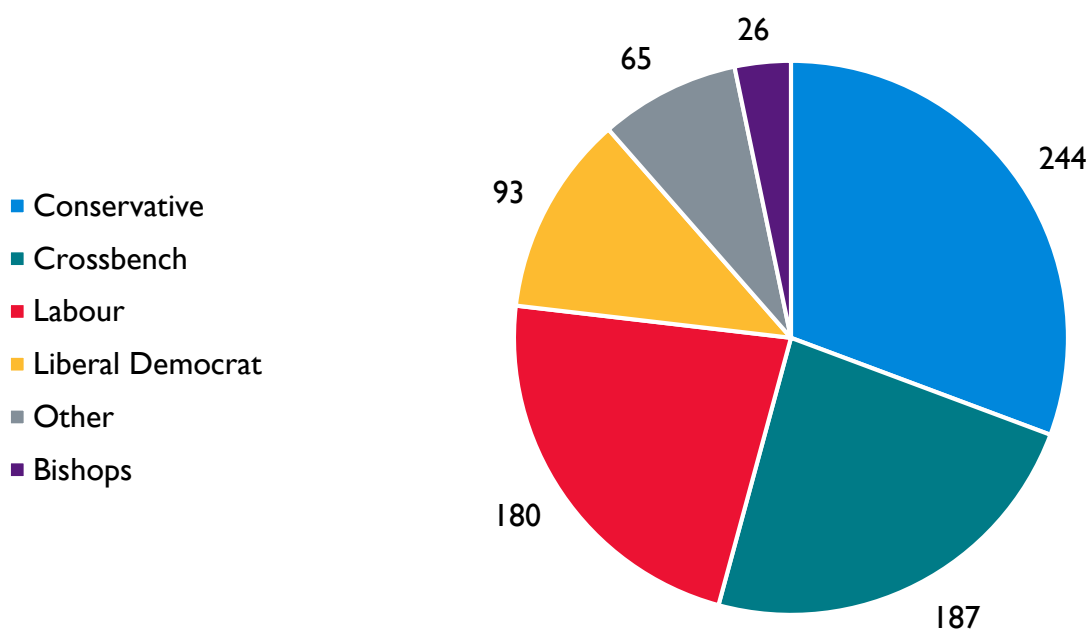
**Table 1: Composition by Party/Group and Peerage Type<sup>2</sup>**

Party/Group	Life Peers	Excepted Hereditary Peers	Bishops	Total	Percentage
<b>Conservative</b>	198	46	–	<b>244</b>	30.7
<b>Crossbench</b>	157	30	–	<b>187</b>	23.5
<b>Labour</b>	176	4	–	<b>180</b>	22.6
<b>Liberal Democrat</b>	90	3	–	<b>93</b>	11.7
<b>Non-affiliated</b>	42	7	–	<b>49</b>	6.2
<b>Bishops</b>	–	–	26	<b>26</b>	3.3
<b>Other Parties</b>	15	–	–	<b>15</b>	1.9
<b>Lord Speaker</b>	1	–	–	<b>1</b>	0.1
<b>Total</b>	<b>679</b>	<b>90</b>	<b>26</b>	<b>795</b>	100

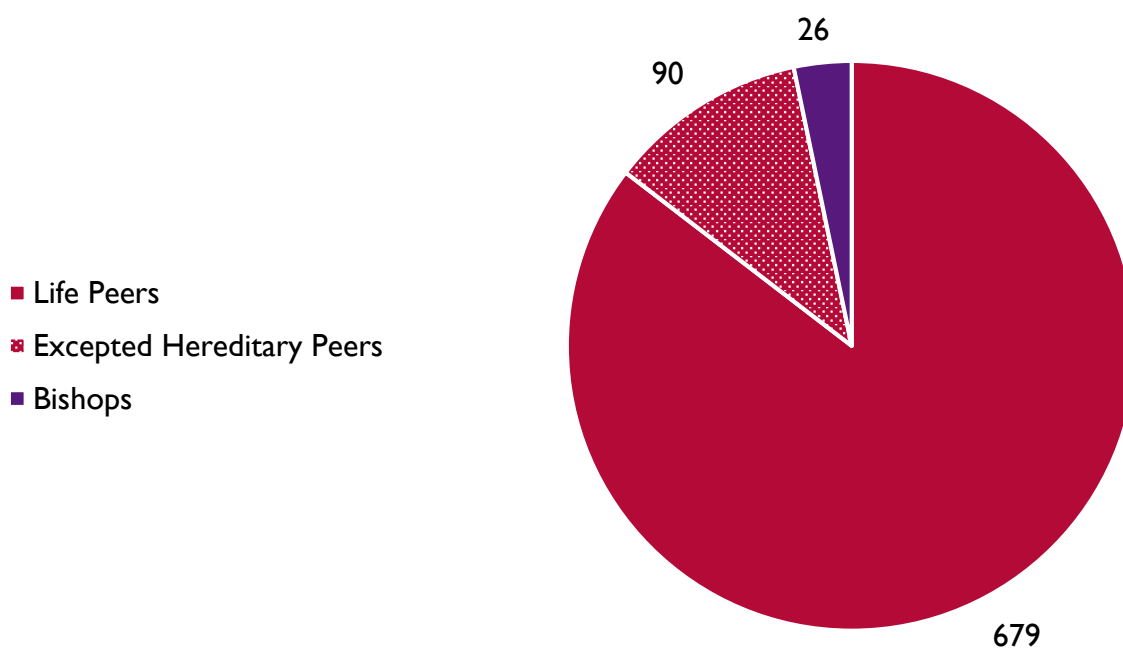
<sup>1</sup> The latter figure includes Lord Maclennan of Rogart, who died on 17 January ([HL Hansard, 20 January 2020, col 915](#)).

<sup>2</sup> Notes: life peers include those Members appointed under either the Life Peerages Act 1958 or the Appellate Jurisdiction Act 1876. Percentage figures rounded to one decimal place. Table excludes non-eligible Members.

**Graph 1: Composition by Party/Group<sup>3</sup>**

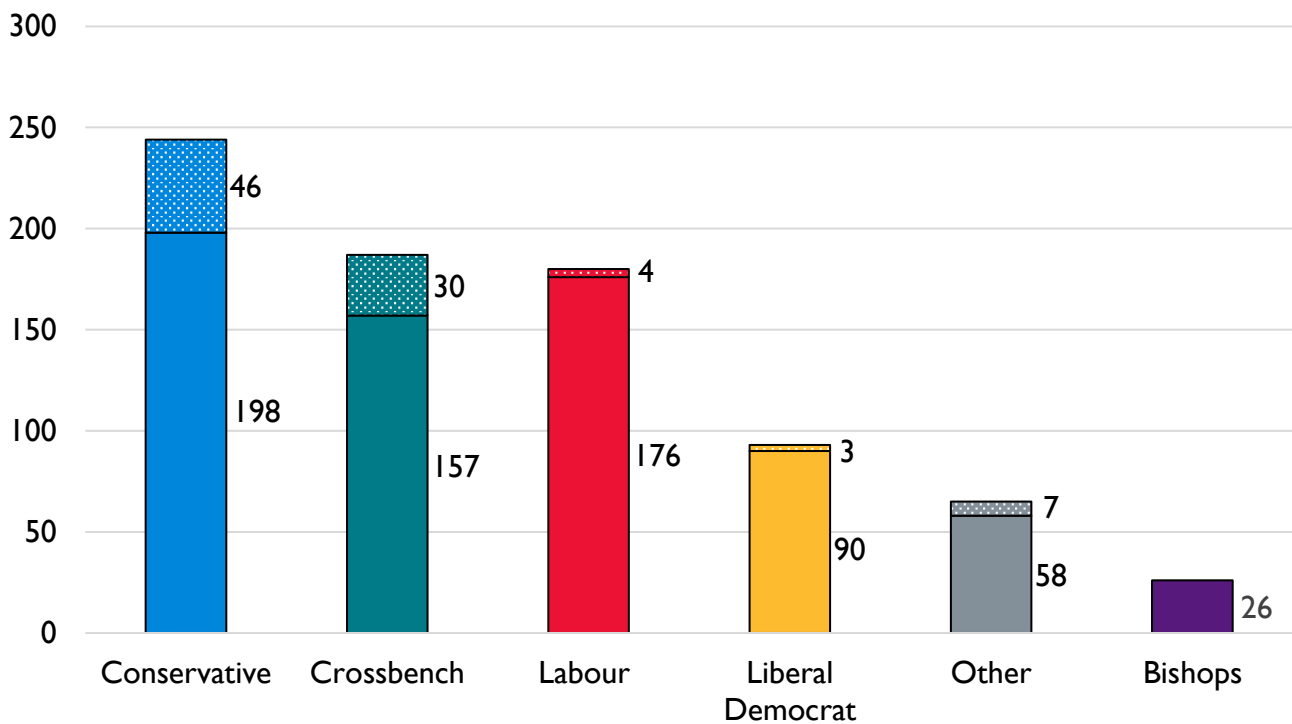


**Graph 2: Composition by Peerage Type<sup>4</sup>**



<sup>3</sup> 'Other' includes 49 non-affiliated Members; 15 from other parties; and the Lord Speaker.

<sup>4</sup> Of the 679 life peers, 669 were appointed under the Life Peerages Act 1958 and ten under the Appellate Jurisdiction Act 1876. Excepted hereditary peers are 'excepted' from exclusion under section 2 of the House of Lords Act 1999. Section 1 of that Act states: "No-one shall be a member of the House of Lords by virtue of a hereditary peerage".

**Graph 3: Composition by Party/Group and Peerage Type<sup>5</sup>****1.2 Composition by Party/Group and Gender****Table 2: Composition by Party/Group and Gender**

	Gender	Total	Percentage of Party/Group	Percentage of House (795)
<b>Conservative</b>	Male	179	73.4	22.5
	Female	65	26.6	8.2
<b>Crossbench</b>	Male	141	75.4	17.7
	Female	46	24.6	5.8
<b>Labour</b>	Male	122	67.8	15.3
	Female	58	32.2	7.3
<b>Liberal Democrat</b>	Male	60	64.5	7.5
	Female	33	35.5	4.2
<b>Other</b>	Male	55	84.6	6.9
	Female	10	15.4	1.3
<b>Bishops</b>	Male	21	80.8	2.6
	Female	5	19.2	0.6

<sup>5</sup> Solid colour other than for Bishops denotes life peers, while textured colour denotes excepted hereditary peers.

### 1.3 Composition by Peerage Type and Gender

**Table 3: Composition by Peerage Type and Gender<sup>6</sup>**

Peerage Type	Male	Female	Total	Percentage of House (811)
Life Peers	466	215	681	84.0
Life Peers (Judicial)	11	1	12	1.5
Excepted Hereditary Peers	91	1	92	11.3
Bishops	21	5	26	3.2
<b>Total</b>	<b>589</b>	<b>222</b>	<b>811</b>	<b>100</b>

## 2. Age Profile of the House of Lords

### 2.1 Average Ages

- The mean average age of all Members was 70.
- The median average age of all Members was 71.
- The modal average age of all Members was 77.

### 2.2 Age Profile of the House by Age Band

**Table 4: Age Profile of the House by Age Band**

Age Band	Eligible Membership (795)		Total Membership (811)	
	Number	Percentage	Number	Percentage
<39	4	0.5	4	0.5
40–49	26	3.3	26	3.2
50–59	94	11.8	99	12.2
60–69	220	27.7	225	27.7
70–79	297	37.4	302	37.2
80–89	142	17.9	142	17.5
90>	12	1.5	13	1.6
<b>Total</b>	<b>795</b>	<b>100</b>	<b>811</b>	<b>100</b>

<sup>6</sup> 'Life Peers' means life peers created under the Life Peerages Act 1958; 'Life Peers (Judicial)' means life peers created under the Appellate Jurisdiction Act 1876; and 'Excepted Hereditary Peers' means hereditary peers who are 'excepted' from exclusion from the House by virtue of section 2 of the House of Lords Act 1999.

**Table 5: Age Profile of the House by Age Bands and Party/Group**

Age Band	Conservative		Crossbench		Labour	
	Number	Percentage	Number	Percentage	Number	Percentage
<39	2	0.8	2	1.1	0	0
40–49	18	7.4	4	2.1	1	0.6
50–59	39	16.0	16	8.6	15	8.3
60–69	64	26.2	48	25.7	40	22.2
70–79	74	30.3	78	41.7	81	45.0
80–89	44	18.0	36	19.3	40	22.2
90>	3	1.2	3	1.6	3	1.7
<b>Total</b>	<b>244</b>	<b>100</b>	<b>187</b>	<b>100</b>	<b>180</b>	<b>100</b>

Age Band	Liberal Democrat		Other		Bishops	
	Number	Percentage	Number	Percentage	Number	Percentage
<39	0	0	0	0	0	0
40–49	1	1.1	2	3.1	0	0
50–59	14	15.1	7	10.8	3	11.5
60–69	26	28.0	20	30.8	22	84.6
70–79	39	41.9	24	36.9	1	3.8
80–89	11	11.8	11	16.9	0	0
90>	2	2.2	1	1.5	0	0
<b>Total</b>	<b>93</b>	<b>100</b>	<b>65</b>	<b>100</b>	<b>26</b>	<b>100</b>

### 2.3 Youngest Members

- The youngest Member was Baroness Penn (Conservative), aged 34.
- The youngest male Member was Lord Parkinson of Whitley Bay (Conservative), aged 36.
- Lord Redesdale (Liberal Democrat), who had earlier sat as a hereditary peer, was 32 when he received a life peerage. Lord Wei (Conservative) and Lord Alli (Labour) were both 33 when they received their life peerages.

**Table 6: Members Aged Under 50**

	Member's Title	Party/Group	Age
1	Baroness Penn	Conservative	34
2	Lord Parkinson of Whitley Bay	Conservative	36
3	Lord Ravensdale	Crossbench	37

	<b>Member's Title</b>	<b>Party/Group</b>	<b>Age</b>
<b>4</b>	Baroness Hunt of Bethnal Green	Crossbench	39
<b>5</b>	Baroness Blackwood of North Oxford	Conservative	40
<b>6</b>	Baroness Bertin	Conservative	41
<b>7</b>	Baroness Wyld	Conservative	42
<b>8</b>	Baroness Sugg	Conservative	42
<b>9</b>	Lord Wei	Conservative	42
<b>10</b>	Lord McInnes of Kilwinning	Conservative	43
<b>11</b>	Lord O'Shaughnessy	Conservative	43
<b>12</b>	Baroness Evans of Bowes Park	Conservative	44
<b>13</b>	The Earl of Devon	Crossbench	44
<b>14</b>	Lord Livermore	Labour	44
<b>15</b>	Lord Goldsmith of Richmond Park	Conservative	44
<b>16</b>	Lord Purvis of Tweed	Liberal Democrat	46
<b>17</b>	Lord Duncan of Springbank	Conservative	46
<b>18</b>	Baroness Lane-Fox of Soho	Crossbench	46
<b>19</b>	Baroness Morgan of Cotes	Conservative	47
<b>20</b>	Baroness Berridge	Conservative	47
<b>21</b>	Lord Barwell	Conservative	47
<b>22</b>	Lord Holmes of Richmond	Non-affiliated	48
<b>23</b>	Baroness Mone	Conservative	48
<b>24</b>	Baroness Worthington	Crossbench	48
<b>25</b>	Lord Shinkwin	Conservative	48
<b>26</b>	Baroness Sanderson of Welton	Conservative	48
<b>27</b>	Baroness Warsi	Conservative	48
<b>28</b>	Lord Freyberg	Crossbench	49
<b>29</b>	Lord Bridges of Headley	Conservative	49
<b>30</b>	Lord Gadhia	Non-affiliated	49

**Table 7: Life Peers Aged Under 40 on Appointment**

	<b>Member's Title</b>	<b>Party/Group</b>	<b>Age at Joining</b>
<b>1</b>	Lord Redesdale	Liberal Democrat	32
<b>2</b>	Lord Wei	Conservative	33
<b>3</b>	Lord Alli	Labour	33

	<b>Member's Title</b>	<b>Party/Group</b>	<b>Age at Joining</b>
4	Baroness Penn	Conservative	34
5	Baroness Masham of Ilton	Crossbench	34
6	Lord Parkinson of Whitley Bay	Conservative	36
7	Baroness Warsi	Conservative	36
8	Baroness Bertin	Conservative	38
9	Baroness Barker	Liberal Democrat	38
10	Baroness Evans of Bowes Park	Conservative	38
11	Baroness Berridge	Conservative	38
12	Lord Adebawale	Crossbench	38
13	Baroness Uddin	Non-affiliated	39
14	Lord Rennard	Liberal Democrat	39
15	Baroness Blackwood of North Oxford	Conservative	39
16	Baroness Sugg	Conservative	39
17	Baroness Hunt of Bethnal Green	Crossbench	39
18	Baroness Worthington	Crossbench	39
19	Baroness Wyld	Conservative	39
20	Lord O'Shaughnessy	Conservative	39
21	Lord Purvis of Tweed	Liberal Democrat	39
22	Lord McInnes of Kilwinning	Conservative	39

## 2.4 Oldest Members

- The oldest Member was Lord Graham of Edmonton (Labour), aged 94.
- The oldest female Member was Baroness Gardner of Parkes (Conservative), aged 92.

**Table 8: Members Aged 90 and Over**

	<b>Member's Title</b>	<b>Party/Group</b>	<b>Age</b>
1	Lord Graham of Edmonton	Labour	94
2	Lord Christopher	Labour	94
3	Lord Stoddart of Swindon	Independent Labour	93
4	Lord Armstrong of Ilminster	Crossbench	92
5	Lord Mackay of Clashfern	Conservative	92
6	Baroness Gardner of Parkes	Conservative	92
7	Lord Denham	Conservative	92



	<b>Member's Title</b>	<b>Party/Group</b>	<b>Age</b>
<b>8</b>	Lord Sainsbury of Preston Candover	(Leave of Absence)	92
<b>9</b>	Lord Rea	Labour	91
<b>10</b>	Lord Taverne	Liberal Democrat	91
<b>11</b>	Lord Rodgers of Quarry Bank	Liberal Democrat	91
<b>12</b>	Lord Craig of Radley	Crossbench	90
<b>13</b>	Baroness Boothroyd	Crossbench	90

**Table 9: Members (Life Peers) Aged 70 and Over on Appointment**

	<b>Member's Title</b>	<b>Party/Group</b>	<b>Age at Joining</b>
<b>1</b>	Lord Haselhurst	Conservative	80
<b>2</b>	Lord Suri	Conservative	79
<b>3</b>	Lord Singh of Wimbledon	Crossbench	79
<b>4</b>	Baroness Osamor	Labour	78
<b>5</b>	Baroness Bakewell	Labour	77
<b>6</b>	Lord Lilley	Conservative	74
<b>7</b>	Lord Horam	Conservative	74
<b>8</b>	Lord Campbell of Pittenweem	Liberal Democrat	74
<b>9</b>	Lord Young of Cookham	Conservative	74
<b>10</b>	Lord Wrigglesworth	Liberal Democrat	73
<b>11</b>	Lord Green of Deddington	Crossbench	73
<b>12</b>	Lord Christopher	Labour	73
<b>13</b>	Lord Stunell	Liberal Democrat	72
<b>14</b>	Baroness Butler-Sloss	Crossbench	72
<b>15</b>	Lord Kalms	Non-affiliated	72
<b>16</b>	Lord Beith	Liberal Democrat	72
<b>17</b>	Lord Wasserman	Conservative	72
<b>18</b>	Lord Framlingham	Conservative	72
<b>19</b>	Lord Palmer of Childs Hill	Liberal Democrat	72
<b>20</b>	Lord Prescott	Labour	72
<b>21</b>	Lord Alliance	Liberal Democrat	72
<b>22</b>	Lord Cormack	Conservative	71
<b>23</b>	Lord Hendy	Labour	71
<b>24</b>	Lord Kirkhope of Harrogate	Conservative	71

	<b>Member's Title</b>	<b>Party/Group</b>	<b>Age at Joining</b>
<b>25</b>	Lord Ranger	Conservative	71
<b>26</b>	Baroness Boothroyd	Crossbench	71
<b>27</b>	Lord Bruce of Bennachie	Liberal Democrat	70
<b>28</b>	Viscount Hailsham	Conservative	70
<b>29</b>	Lord Deben	Conservative	70
<b>30</b>	Lord Ramsbotham	Crossbench	70
<b>31</b>	Lord Chartres	Crossbench	70
<b>32</b>	Lord Harries of Pentregarth	Crossbench	70

### 3. Length of Membership

#### 3.1 Longest Continuous Membership of the House

*Table 10: Members with More than 40 Years of Service<sup>7</sup>*

	<b>Member's Title</b>	<b>Party/Group</b>	<b>Peerage Type</b>	<b>Years</b>
<b>1</b>	Lord Denham	Conservative	Excepted Hereditary	70
<b>2</b>	Lord Trefgarne	Conservative	Excepted Hereditary	57
<b>3</b>	Lord Selsdon	Conservative	Excepted Hereditary	56
<b>4</b>	Lord Colwyn	Conservative	Excepted Hereditary	53
<b>5</b>	Lord Brougham and Vaux	Conservative	Excepted Hereditary	51
<b>6</b>	Lord Hylton	Crossbench	Excepted Hereditary	51
<b>7</b>	The Earl of Liverpool	Conservative	Excepted Hereditary	50
<b>8</b>	The Earl of Caithness	Conservative	Excepted Hereditary	50
<b>9</b>	Baroness Masham of Ilton	Crossbench	Life Peer	49
<b>10</b>	The Earl of Selborne	Non-affiliated	Excepted Hereditary	48
<b>11</b>	Lord Elton	Conservative	Excepted Hereditary	46
<b>12</b>	Earl Peel	Crossbench	Excepted Hereditary	46
<b>13</b>	Viscount Astor	Conservative	Excepted Hereditary	46
<b>14</b>	Viscount Craigavon	Crossbench	Excepted Hereditary	45
<b>15</b>	Lord Geddes	Conservative	Excepted Hereditary	44
<b>16</b>	The Countess of Mar	(Leave of Absence)	Excepted Hereditary	44
<b>17</b>	Lord Greenway	Crossbench	Excepted Hereditary	44

<sup>7</sup> 'Excepted Hereditary' means a hereditary peer who may sit under the provisions of the House of Lords Act 1999.

	<b>Member's Title</b>	<b>Party/Group</b>	<b>Peerage Type</b>	<b>Years</b>
<b>18</b>	Lord Brabazon of Tara	Conservative	Excepted Hereditary	43
<b>19</b>	Lord Swinfen	Conservative	Excepted Hereditary	42
<b>20</b>	Lord Crathorne	Conservative	Excepted Hereditary	42
<b>21</b>	Lord Glenarthur	Conservative	Excepted Hereditary	42
<b>22</b>	Lord Henley	Conservative	Excepted Hereditary	41
<b>23</b>	Lord St John of Bletso	Crossbench	Excepted Hereditary	41
<b>24</b>	The Earl of Erroll	Crossbench	Excepted Hereditary	41
<b>25</b>	Lord Mackay of Clashfern	Conservative	Life Peer	40
<b>26</b>	The Earl of Courtown	Conservative	Excepted Hereditary	40
<b>27</b>	The Earl of Rosslyn	Crossbench	Excepted Hereditary	40

### 3.2 Shortest Continuous Membership of the House

*Table 11: Members with Less than 1 Year of Service*

	<b>Member's Title</b>	<b>Party/Group</b>	<b>Peerage Type</b>	<b>Date Joined</b>
<b>1</b>	Lord Reed of Allermuir	(Disqualified)	Life Peer (Judicial)	11/01/20
<b>2</b>	Lord Goldsmith of Richmond Park	Conservative	Life Peer	07/01/20
<b>3</b>	Baroness Morgan of Cotes	Conservative	Life Peer	06/01/20
<b>4</b>	Lord Darroch of Kew	Crossbench	Life Peer	11/11/19
<b>5</b>	Lord Carter of Haslemere	Crossbench	Life Peer	30/10/19
<b>6</b>	The Bishop of Blackburn	Bishops	Lord Spiritual	29/10/19
<b>7</b>	Lord Mann	Non-affiliated	Life Peer	28/10/19
<b>8</b>	Baroness Ritchie of Downpatrick	Non-affiliated	Life Peer	16/10/19
<b>9</b>	Baroness Hunt of Bethnal Green	Crossbench	Life Peer	16/10/19
<b>10</b>	Baroness Blower	Labour	Life Peer	15/10/19
<b>11</b>	Lord Hendy	Labour	Life Peer	15/10/19
<b>12</b>	Lord Woolley of Woodford	Crossbench	Life Peer	14/10/19
<b>13</b>	Baroness Wilcox of Newport	Labour	Life Peer	14/10/19
<b>14</b>	Baroness Hallett	Crossbench	Life Peer	11/10/19
<b>15</b>	Lord Ranger	Conservative	Life Peer	11/10/19
<b>16</b>	Baroness Penn	Conservative	Life Peer	10/10/19
<b>17</b>	Lord Davies of Gower	Conservative	Life Peer	10/10/19
<b>18</b>	Lord Brownlow of Shurlock Row	Conservative	Life Peer	09/10/19

	<b>Member's Title</b>	<b>Party/Group</b>	<b>Peerage Type</b>	<b>Date Joined</b>
<b>19</b>	Lord Choudrey	Conservative	Life Peer	09/10/19
<b>20</b>	Baroness Sanderson of Welton	Conservative	Life Peer	08/10/19
<b>21</b>	Lord Parkinson of Whitley Bay	Conservative	Life Peer	08/10/19
<b>22</b>	Lord Barwell	Conservative	Life Peer	07/10/19
<b>23</b>	Baroness Bennett of Manor Castle	Green Party	Life Peer	07/10/19
<b>24</b>	Lord Ravensdale	Crossbench	Excepted Hereditary	03/04/19
<b>25</b>	The Bishop of Derby	Bishops	Lord Spiritual	28/03/19
<b>26</b>	Baroness Blackwood of North Oxford	Conservative	Life Peer	01/02/19
<b>27</b>	Lord Reay	Conservative	Excepted Hereditary	28/01/19

### 3.3 Members (Life Peers) with More than 30 Years of Service

**Table 12: Members (Life Peers) with More than 30 Years of Service**

	<b>Member's Title</b>	<b>Party/Group</b>	<b>Years</b>
<b>1</b>	Baroness Masham of Ilton	Crossbench	49
<b>2</b>	Lord Mackay of Clashfern	Conservative	40
<b>3</b>	Lord Elystan-Morgan	Crossbench	38
<b>4</b>	Baroness Gardner of Parkes	Conservative	38
<b>5</b>	Baroness Cox	Crossbench	36
<b>6</b>	Lord Graham of Edmonton	Labour	36
<b>7</b>	Lord Stoddart of Swindon	Independent Labour	36
<b>8</b>	Lord Young of Graffham	Conservative	35
<b>9</b>	Lord Vinson	Conservative	34
<b>10</b>	Lord Donoughue	Labour	34
<b>11</b>	Baroness Hooper	Conservative	34
<b>12</b>	Baroness Blackstone	Labour Independent	32
<b>13</b>	Lord Irvine of Lairg	Labour	32
<b>14</b>	Lord Stevens of Ludgate	Conservative Independent	32
<b>15</b>	Lord Armstrong of Ilminster	Crossbench	31
<b>16</b>	Lord Sainsbury of Preston Candover	Leave of Absence	30
<b>17</b>	Lord McColl of Dulwich	Conservative	30