



## B3: Average Earnings

In April 2016 median gross weekly earnings for full-time employees in the UK were £539, up 2.2% on April 2015.

More timely but less detailed data show average weekly earnings for the whole Great Britain economy, including bonuses, were 2.1% higher in the three months to July 2017 compared with the year before.

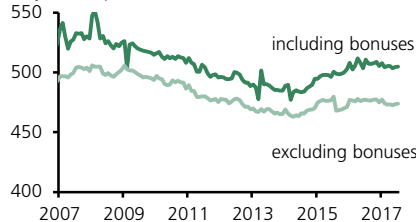
Excluding bonuses, average weekly earnings also increased by 2.1%. Inflation as measured by the CPI averaged 2.7% over the same period.

After adjusting for inflation, average weekly earnings decreased by 0.6% compared to last year, both including and excluding bonuses.

### Average Earnings, Whole Economy

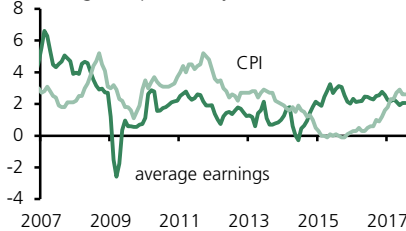
**Real average weekly earnings**

July 2017 prices, £



**Inflation and earnings (incl bonuses)**

% change on previous year



### Trends by Sector

**Annual % change in average earnings (including bonuses): Great Britain, employees only**

|          | Total | Private | Public |
|----------|-------|---------|--------|
| 2015 Jul | 3.0   | 3.4     | 1.0    |
| 2016 Jul | 2.3   | 2.5     | 1.5    |
| 2017 May | 1.9   | 2.0     | 1.4    |
| Jun      | 2.1   | 2.2     | 1.3    |
| Jul      | 2.1   | 2.2     | 1.5    |

Note: Data show annual % change in earnings to three month period ending in given month; data are seasonally adjusted

Source: ONS, Average Weekly Earnings series

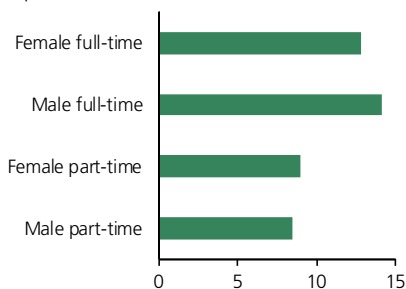
Average weekly total pay (including bonuses) grew by 2.2% in the private sector in the three months to July 2017, compared with the year before.

In the public sector, total pay increased by 1.5%.

### Pay Levels

**Median hourly pay excluding overtime**

April 2016 (£)



Median weekly earnings for full-time employees in the UK were £539 in April 2016. (The median is the point at which half earn more and half earn less).

Median hourly earnings (excluding overtime) were £13.59 for full-time employees; £14.16 for men working full-time and £12.82 for women.

Median hourly earnings (excluding overtime) were £8.88 for part-time employees; £8.48 for men working part-time, and £8.99 for women. Women are more likely than men to work part-time.

#### Subject Specialist

Feargal McGuinness  
x4904

#### Update

ONS, [Labour Market Statistics](#), 18 Oct 2017

ONS, [Annual Survey of Hours and Earnings](#), 26 Oct 2017